



*Doña Ana Mutual Domestic Water Consumers Association Mailing  
Address: P.O. Box 866 • Doña Ana, NM • 88032 Physical Address: 5535  
Ledesma Dr. • Las Cruces, NM 88007 (575) 526-3491 Office • (575) 526-  
9306 Fax*

### **Agenda**

The following are the items for consideration at the Regular Board Meeting of the Doña Ana Mutual Domestic Water Consumers Association Board of Directors on December 16, 2021, convening at 9:00am at via Zoom or telephonically:

Telephonically: (346) 248-7799

Meeting ID: 839 5064 2964

Passcode: 373664

### **Call to Order & Roll Call**

### **Approval of Agenda**

### **Minutes**

1. Minutes of November 18, 2021 Regular Meeting

### **Customer Issues and Public Input**

2. Jim Hayhoe – Data Log

*Public Input will be limited to 3 minutes per person*

### **Board President Report**

### **Staff Reports**

### **Unfinished Business**

3. Approval of November 2021 New Member/New Meters
4. Approval of Annual Membership Meeting Agenda
5. Approval of Board Packages for the website

### **Board Open Discussion**

### **Adjournment**

*A copy of this agenda may be requested by phone by calling (575) 526-3491 or in person at 5535 Ledesma Drive, Las Cruces, NM 88007. If you are an individual with a disability who needs a reader, amplifier, qualified sign language interpreter, if summary or other type of accessible format is needed, or any other form of auxiliary aid or service to attend or participate in the hearing or meeting, please contact Margo Lopez at (575) 526-3491 on the Tuesday prior to the meeting or as soon as possible.*

*Doña Ana Mutual Domestic Water Consumers Association is An Equal Employment Opportunity Agency.*



*Doña Ana Mutual Domestic Water Consumers Association  
Mailing Address: P.O. Box 866 • Doña Ana, NM • 88032  
Physical Address: 5535 Ledesma Dr • Las Cruces, NM 88007  
(575) 526-3491 Office • (575) 526-9306 Fax*

The following are the minutes of the Regular Meeting of the Doña Ana Mutual Domestic Water Consumers Association Board of Directors, November 18, 2021 convened at 9:00 a.m. via Zoom.

### **Call to Order & Roll Call**

President Melton called the meeting to order at 9:00 a.m. and called roll:

Vice President – Jamie Stull, Excused Absence

Secretary/Treasurer – Kurt Anderson, Present

Board Member – Paul Maxwell, Present

A Quorum was declared

### **Others in Attendance:**

Legal Counsel- Josh Smith

Executive Director- Jennifer Horton

Office Manager- Margo Lopez

Member- Jim Hayhoe

### **Approval of Agenda**

Dr. Maxwell moved to approve the agenda as presented; the motion was seconded by Dr. Anderson. There was no further discussion, and the motion passed unanimously by roll call vote 3-0.

## **Minutes**

Dr. Maxwell moved to approve the Regular Board Meeting Minutes of October 21, 2021 as presented; Dr. Anderson seconded. A minor editorial change was suggested. Dr. Maxwell moved to approve the minutes as amended, Dr. Anderson seconded, there was no further discussion, and the motion passed unanimously by roll call vote 3-0.

## **Customer Issues and Public Input**

None

## **Board President Report**

President Melton stated things have been running relatively smoothly within the Association. He also shared the continual issue with the force main on El Camino Real. He reported there were 2 wastewater main breaks that have occurred in the last 4 weeks. Ms. Horton stated the money to replace it has been secured, however, will not bid until February/March.

## **Staff Reports**

Ms. Horton stated she attended the NM Rural Water Conference and apologized for not having the financials available. She further stated the financials would be provided at the next board meeting to reflect both October and November.

Ms. Horton had no COVID related issues to report as there are no staff members quarantined for any COVID related reasons.

Ms. Horton provided project updates and reported on Southeast Collection System Phase 3. She stated it is currently waiting on materials to arrive as that will complete

the project. She expects to have a final payment ready to issue by the 2<sup>nd</sup> week of December, assuming the necessary materials arrive timely.

Ms. Horton stated the Water and Wastewater Standards are extremely close to being completed and expect to see a draft by the end of this month. This project is to ensure all future developments and projects meet our standards and our expectations are clearly defined for developments.

Ms. Horton reported on the Dona Ana Village Lift Station and Force Main. She stated the project is complete in the design phase and are waiting on final approval from New Mexico Environment Department Constructions Programs Bureau (NMED CPB) to meet all items for the Readiness to Proceed.

Ms. Horton stated the Southeast Collection System Final Phase has reached 95% completion and are currently addressing all comments. She further stated the title binder has been ordered and is expected to be completed next week.

Ms. Horton reported the Parking Lot Improvements final design is complete and currently waiting on permits as they have been submitted and paid for. She further stated the CID permit has been received and continue to wait on Dona Ana County to issue the driveway permit.

Ms. Horton stated West Mesa PER is currently in process and the final PER is expected to be completed by mid- December.

Ms. Horton shared the Dona Ana Water Tank Rehabilitation has been granted final approval and the funding is expected to close on December 30<sup>th</sup>. The project is expected to begin advertising in mid-December with bid opening in mid-January.

Ms. Horton reported Bohannon Huston has begun the preliminary work on the Picacho Hills Sewer Main Protection study.

Ms. Horton stated the Letter of Conditions (LOC) from USDA RD was received and have completed 75% of the items in the LOC. She further stated the requirements to request closing instructions have not yet been met but are very close.

Ms. Horton reported the Water Trust Board 5415 is scheduled to close December 30, 2021.

Ms. Horton stated she received the notice of award along with the Readiness to Proceed List and have submitted everything with the exception of the approval from the Constructions Program Bureau. She reported she has requested an extension through the end of the month to complete the Readiness to Proceed. Once completed it will meet the requirements for the final Readiness to Proceed.

Ms. Horton stated she has submitted 2 applications to New Mexico Finance Authority Planning Grant to begin creating an Asset Management Plan as well as a Water Master Plan. She further stated she will continue to hold off until additional funds can be secured for the 2 planning documents.

Ms. Horton reported on subdivisions. She recapped on Legends West Phase 3B as it is currently under construction with 74 lots and should be completed soon.

Ms. Horton reported Vista Rancho's first set of plans have been reviewed and have provided comments back to the developer to be addressed. She further reported she received the addressed comments yesterday and will forward those to Bohannan Houston to review of the revisions. She stated she expects approximately 30 to 45 days to complete the review.

Ms. Horton shared the Flemish Subdivision will contain 87 lots in Picacho Hills. She reported sending comments back on the utility plans and are currently waiting for the comments to be addressed and the utility plans to be resubmitted.

Ms. Horton wrapped up subdivisions with Westland Subdivision stating they request to subdivide 14 acres into 2 small parcels and 1 large parcel. The developer is currently working on securing water rights and finalizing utility plans for review.

Ms. Horton reported there were no operator certifications obtained this month.

Ms. Horton provided the Water Rights table as of October 31, 2021 and reported no changes from last month.

Ms. Horton advised homes in the Southeast Collection System area have been identified and provided information on the upcoming project. She further stated 445 qualified applications have been collected and will continue to collect applications for those who would like to connect to the project.

Ms. Horton reviewed the project budget and stated there were no changes to the report.

Ms. Horton shared the Customer Service Report for the month of October. She reported 7,576 penalties and 111 accounts were disconnected out of 6,220 connections. She reviewed the Billing Summary Report. She covered the number of bills sent, the water and sewer that was billed, the number of connections and total members. Ms. Horton also reviewed the Service Orders by Area report to include the number of calls and the type of service.

Ms. Horton discussed the Pumping Data. She reported 43 million gallons was pumped for the month of October in Dona Ana, 3.9 million gallons for Ft. Selden and 12.4 million gallons in Picacho Hills.

Ms. Horton reported on the Pump vs Sold report. She reported 63 million gallons pumped and 55 million gallons sold with a net loss of 13%. Ms. Horton also stated she did not receive a report from Operations with regards to flushing and breaks to report on the water loss. Ms. Horton further discussed the plans to rectify the unaccounted water loss.

Ms. Horton reported on the Well Data Update. She reported Well 15 is reported not having a communication issue with SCADA. The issue is with a hydraulic valve, as it does not open. She further stated the well driller and a rep from the valve company will meet to resolve this issue the week after Thanksgiving. Ms. Horton stated Well 7 has not yet been approved for blending by the Environment Department and expects with this next round of comments they should see an approval soon. Ms. Horton shared Well 11 should be ready to go as it was a chlorination issue, however, is waiting on more information.

Mr. Smith provided a legal update. He stated there were 2 appeals with no responses and he will continue to wait on those. He commented on Combine and Commingle, stating a motion to dismiss and remand was submitted to the local office with approved set of conditions. He further stated it should be finalized before the end of the year. Mr. Smith stated the Picacho Hills permit protest has stalled. He continued to state he has been in the process to try and dismiss this for some time. He is hopeful it will be dismissed in the near future. Mr. Smith discussed the filed application for 1400-acre water rights from the Seirra County (Santa Teresa to Hillsboro) area for mining purposes. As our water rights in the lower Rio Grande may be affected. To wrap up the legal update Mr. Smith stated several easements for condemnation have made its way to his office and only 1 has refused to talk with him, whereas everyone else has agreed to sign or already signed to execute the easements.

President Melton inquired about redistricting. Ms. Horton stated the draft maps will be available after Thanksgiving to review the final counts. She further stated they may not be ready for final approval until the December or January meeting. It was clarified the maps would not be ready in time for this upcoming election.

### **New Business**

None

### **Unfinished Business**

Dr. Anderson moved the Approval of October 2021 New Members & New Meters; the motion was seconded by Dr. Maxwell. The Chair called for discussion of the motion. There was no discussion as Ms. Horton pointed out the new report reflects all the counts. There was no further discussion. A roll call vote was taken, motion passed unanimously 3-0.



Dr. Maxwell moved the Approval of Resolution 2021- 17 Grant/Loan Agreement for WPF- 5415; the motion was seconded by Dr. Anderson. The Chair called for discussion of the motion. Discussion was initiated by Ms. Horton. Ms. Horton stated the resolution is for the North and South Water Tank Rehab project for \$2.5 million; (\$1.5 million grant and \$1 million loan). She further stated it was a 20 year loan with zero interest. There was no further discussion and a roll call vote was taken, motion passed unanimously 3-0.

Dr. Maxwell moved the Approval of Contract for Task Order #7- North and South Water Storage Tank Rehabilitaion; the motion was seconded by Dr. Anderson. The Chair called for discussion of the motion. Discussion was initiated by Ms. Horton. Ms. Horton stated the contract is with Bohannan Houston to bid and administer construction observation for the construction of the water tank project; for the funding that was approved. Ms. Horton further stated the contract amount is \$133,300 and of that \$69,800 is for the NACE inspection services. There was no further discussion and a roll call vote was taken, motion passed unanimously 3-0.

Dr. Anderson moved the Approval of Contract with Law Office of Joshua L. Smith, LLC; the motion was seconded by Dr. Maxwell. The Chair called for discussion of the motion. Discussion was initiated by Ms. Horton. Ms. Horton stated this is for the same services previously approved, however, Mr. Smith has opened his own practice with a new name which requires a new legal agreement with the current entity. She further stated it was not only for our record but for funding agencies as they require copies of that as well. There was no further discussion and a roll call vote was taken, motion passed unanimously 3-0.

**Board Open Discussion**

Dr. Anderson inquired about a fire hydrant in his neighborhood that has not been put into service. Ms. Horton stated the valve is broken and needs to be replaced. Dr. Anderson also mentioned a cone sitting on a valve cover on the corner of Amapola / Amarillo del Sol. Ms. Horton stated she would have operations look into it and provide an update.

Dr. Anderson expressed his concern for District 3 vacancy and Dr. Maxwell concurred with Dr. Anderson.

Dr. Maxwell requested a copy of the members list for District 3. Ms. Horton stated she is working on getting him the report.

Dr. Maxwell inquired about the board package not being available on the website. President Melton stated the information is available to the public under Inspection of Public Records. After further discussion ensued it was recommended it be placed on the next agenda to be voted on.

**Adjournment**

Dr. Maxwell motioned to adjourn at 10:12 a.m., with a second from Dr. Anderson. The motion passed unanimously 3-0.

\_\_\_\_\_  
Kurt Anderson  
Secretary/ Treasurer

\_\_\_\_\_  
Date



Request to Address the Board of Directors

Date: 12/6/2021

Account Number: 08-06440-01

Phone Number: 575 649-8818

Name: James Hayhoe

Service Address: 10040 San Marcos Ct

I, James Hayhoe, request to be heard at the next regular monthly Board of Directors Meeting\*. I would like to address the Board of Directors on the following concerns:

- \* Present Water Consumption history from 2012
- \* Discuss Water Conservation Results
- \* I have an elusive leak that I have been chasing for 3 Months
- \* I request a delay in the current rate increase calculation

I understand that this office will contact me, by phone or email no later than the Tuesday before the meeting scheduled on 16 December 2021, with an approximate time to appear before the Board of Directors.

\*Please indicate all that apply below to address your concerns:

Time Requested 10 minutes

Handouts

\*The request form must be received by the Executive Director no later than the close of business one week prior to the board meeting. If you plan to use a handout you must provide the handouts along with the request form. No additional handouts shall be given during the presentation.

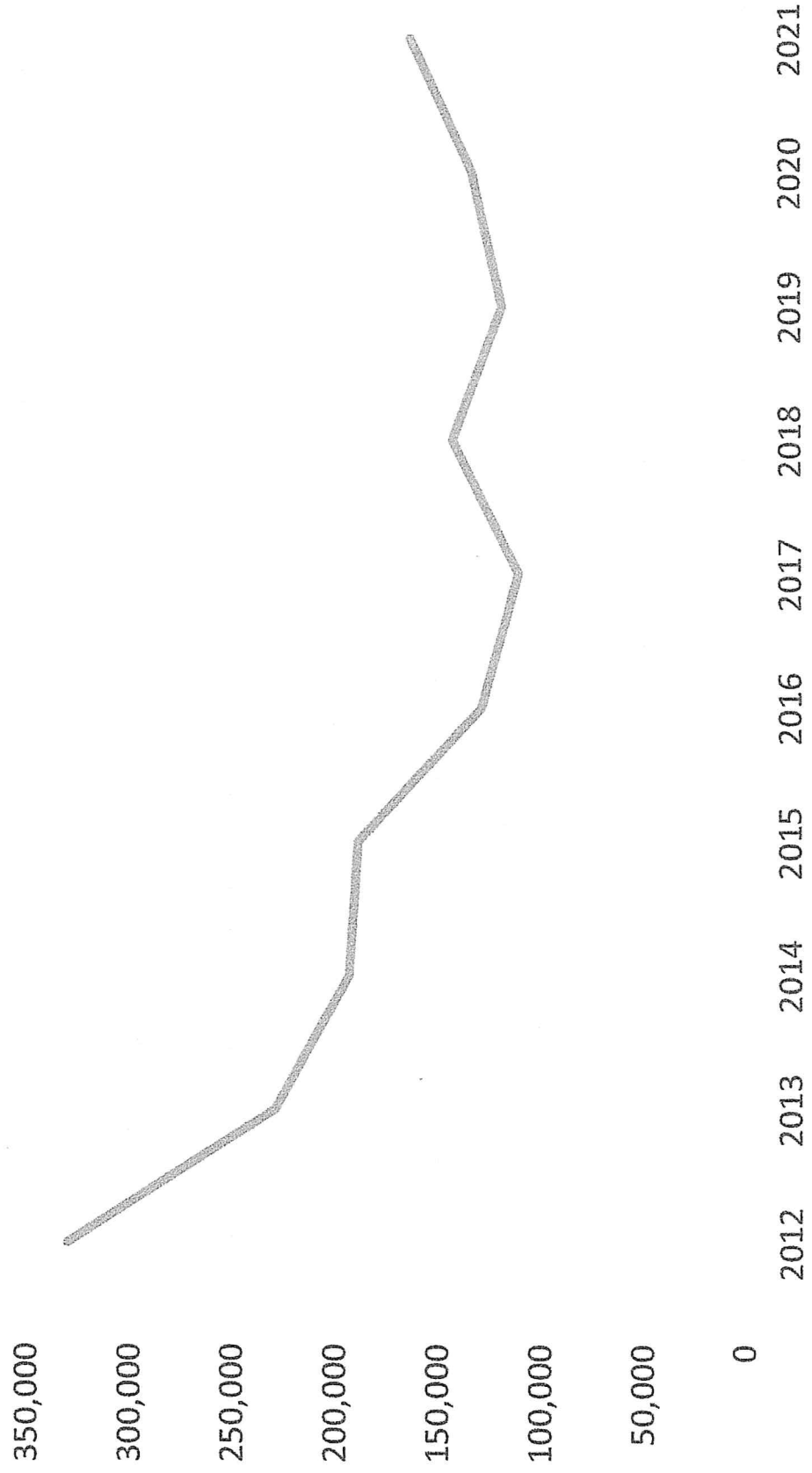
James Hayhoe  
Customer Signature

[Signature]  
Dona Ana MDWCA Representative

# Annual Consumption History (Gal)

10040 San Marcos Ct

Conservation methods saved 1,566,887 (Gal)



Data Logging Report MIU#: 1850582577 for 08/25/2021 - 11/29/2021 - 5/8" - 1" T-10, GALLONS

Interval End Time	Interval Reading	Interval Consumption	Reverse Flow	Leak
10/03/2021 16:12	1139383.0	0.0		
10/03/2021 17:12	1139383.0	0.0		
10/03/2021 18:12	1139501.2	118.2		
10/03/2021 19:12	1139710.0	208.8		
10/03/2021 20:12	1139710.0	0.0		
10/03/2021 21:12	1139710.0	0.0		
10/03/2021 22:12	1139710.0	0.0		
10/03/2021 23:12	1139710.0	0.0		
10/04/2021 00:12	1139710.0	0.0		
10/04/2021 01:12	1139710.0	0.0		
10/04/2021 02:12	1139710.0	0.0		
10/04/2021 03:12	1139710.0	0.0		
10/04/2021 04:12	1139710.0	0.0		
10/04/2021 05:12	1139710.0	0.0		
10/04/2021 06:12	1139710.0	0.0		
10/04/2021 07:12	1139848.4	138.4		
10/04/2021 08:12	1139848.4	0.0		
10/04/2021 09:12	1139848.4	0.0		
10/04/2021 10:12	1139848.4	0.0		
10/04/2021 11:12	1139848.4	0.0		
10/04/2021 12:12	1139848.4	0.0		
10/04/2021 13:12	1139848.4	0.0		
10/04/2021 14:12	1139848.4	0.0		
10/04/2021 15:12	1139848.4	0.0		
10/04/2021 16:12	1139848.4	0.0		
10/04/2021 17:12	1139848.4	0.0		
10/04/2021 18:12	1139966.7	118.3		
10/04/2021 19:12	1140175.5	208.8		
10/04/2021 20:12	1140175.5	0.0		
10/04/2021 21:12	1140175.5	0.0		
10/04/2021 22:12	1140175.5	0.0		
10/04/2021 23:12	1140175.5	0.0		
10/05/2021 00:12	1140175.5	0.0		
10/05/2021 01:12	1140175.5	0.0		
10/05/2021 02:12	1140175.5	0.0		
10/05/2021 03:12	1140175.5	0.0		
10/05/2021 04:12	1140175.5	0.0		
10/05/2021 05:12	1140175.5	0.0		
10/05/2021 06:12	1140175.5	0.0		
10/05/2021 07:12	1140314.1	138.6		
10/05/2021 08:12	1140314.1	0.0		
10/05/2021 09:12	1140314.1	0.0		
10/05/2021 10:12	1140314.1	0.0		
10/05/2021 11:12	1140314.1	0.0		
10/05/2021 12:12	1140314.1	0.0		
10/05/2021 13:12	1140314.1	0.0		
10/05/2021 14:12	1140314.1	0.0		
10/05/2021 15:12	1140314.1	0.0		
10/05/2021 16:12	1140314.1	0.0		
10/05/2021 17:12	1140314.1	0.0		
10/05/2021 18:12	1140314.1	0.0		
10/05/2021 19:12	1140314.1	0.0		
10/05/2021 20:12	1140314.1	0.0		
10/05/2021 21:12	1140314.1	0.0		
10/05/2021 22:12	1140314.1	0.0		
10/05/2021 23:12	1140314.1	0.0		
10/06/2021 00:12	1140314.1	0.0		
10/06/2021 01:12	1140314.1	0.0		
10/06/2021 02:12	1140314.1	0.0		

3000  
 7/10/21  
 10/16 - 10/16/21

Data Logging Report MIU#: 1850582577 for 08/25/2021 - 11/29/2021 - 5/8" - 1" T-10, GALLONS

Interval End Time	Interval Reading	Interval Consumption	Reverse Flow	Leak
10/01/2021 05:12	1138308.9	0.0		
10/01/2021 06:12	1138308.9	0.0		
x 10/01/2021 07:12	1138447.8	138.9		
10/01/2021 08:12	1138447.8	0.0		
10/01/2021 09:12	1138447.8	0.0		
10/01/2021 10:12	1138447.8	0.0		
10/01/2021 11:12	1138447.8	0.0		
10/01/2021 12:12	1138447.8	0.0		
10/01/2021 13:12	1138447.8	0.0		
10/01/2021 14:12	1138447.8	0.0		
10/01/2021 15:12	1138447.8*	0.0*		
10/01/2021 16:12	1138447.8	0.0*		
10/01/2021 17:12	1138447.8	0.0		
10/01/2021 18:12	1138565.8	118.0		
10/01/2021 19:12	1138776.1	210.3		
10/01/2021 20:12	1138776.1	0.0		
10/01/2021 21:12	1138776.1	0.0		
10/01/2021 22:12	1138776.1	0.0		
10/01/2021 23:12	1138776.1	0.0		
10/02/2021 00:12	1138776.1	0.0		
10/02/2021 01:12	1138776.1	0.0		
10/02/2021 02:12	1138776.1	0.0		
10/02/2021 03:12	1138776.1	0.0		
10/02/2021 04:12	1138776.1	0.0		
10/02/2021 05:12	1138776.1	0.0		
10/02/2021 06:12	1138776.1	0.0		
x 10/02/2021 07:12	1138914.9	138.8		
10/02/2021 08:12	1138914.9	0.0		
10/02/2021 09:12	1138914.9	0.0		
10/02/2021 10:12	1138914.9	0.0		
10/02/2021 11:12	1138914.9	0.0		
10/02/2021 12:12	1138914.9	0.0		
10/02/2021 13:12	1138914.9	0.0		
10/02/2021 14:12	1138914.9	0.0		
10/02/2021 15:12	1138914.9	0.0		
10/02/2021 16:12	1138914.9	0.0		
10/02/2021 17:12	1138914.9	0.0		
10/02/2021 18:12	1139033.2	118.3		
10/02/2021 19:12	1139244.3	211.1		
10/02/2021 20:12	1139244.3	0.0		
10/02/2021 21:12	1139244.3	0.0		
10/02/2021 22:12	1139244.3	0.0		
10/02/2021 23:12	1139244.3	0.0		
10/03/2021 00:12	1139244.3	0.0		
10/03/2021 01:12	1139244.3	0.0		
10/03/2021 02:12	1139244.3	0.0		
10/03/2021 03:12	1139244.3	0.0		
10/03/2021 04:12	1139244.3	0.0		
10/03/2021 05:12	1139244.3	0.0		
10/03/2021 06:12	1139244.3	0.0		
x 10/03/2021 07:12	1139383.0	138.7		
10/03/2021 08:12	1139383.0	0.0		
10/03/2021 09:12	1139383.0	0.0		
10/03/2021 10:12	1139383.0	0.0		
10/03/2021 11:12	1139383.0	0.0		
10/03/2021 12:12	1139383.0	0.0		
10/03/2021 13:12	1139383.0	0.0		
10/03/2021 14:12	1139383.0	0.0		
10/03/2021 15:12	1139383.0	0.0		



9/11 - 9/13  
 9/15 - 9/21  
 9/22 - 9/27

Data Logging Report MIU#: 1850582577 for 08/25/2021 - 11/29/2021 - 5/8" - 1" T-10, GALLONS

Interval End Time	Interval Reading	Interval Consumption	Reverse Flow	Leak
09/28/2021 18:12	1137342.7	4.4		
09/28/2021 19:12	1137350.5	7.8		
09/28/2021 20:12	1137356.0	5.5		
09/28/2021 21:12	1137356.0	0.0		
09/28/2021 22:12	1137356.0	0.0		
09/28/2021 23:12	1137356.0	0.0		
09/29/2021 00:12	1137356.0	0.0		
09/29/2021 01:12	1137356.0	0.0		
09/29/2021 02:12	1137356.0	0.0		
09/29/2021 03:12	1137365.4	9.4		
09/29/2021 04:12	1137368.0	2.6		
09/29/2021 05:12	1137368.0	0.0		
09/29/2021 06:12	1137368.0	0.0		
09/29/2021 07:12	1137508.3	140.3		
09/29/2021 08:12	1137508.3	0.0		
09/29/2021 09:12	1137508.3	0.0		
09/29/2021 10:12	1137508.3	0.0		
09/29/2021 11:12	1137508.3	0.0		
09/29/2021 12:12	1137508.3	0.0		
09/29/2021 13:12	1137508.3	0.0		
09/29/2021 14:12	1137508.3	0.0		
09/29/2021 15:12	1137508.3	0.0		
09/29/2021 16:12	1137508.3	0.0		
09/29/2021 17:12	1137508.3	0.0		
09/29/2021 18:12	1137627.5	119.2		
09/29/2021 19:12	1137840.3	212.8		
09/29/2021 20:12	1137841.5	1.2		
09/29/2021 21:12	1137841.5	0.0		
09/29/2021 22:12	1137841.5	0.0		
09/29/2021 23:12	1137841.5	0.0		
09/30/2021 00:12	1137841.5	0.0		
09/30/2021 01:12	1137841.5	0.0		
09/30/2021 02:12	1137841.5	0.0		
09/30/2021 03:12	1137841.5	0.0		
09/30/2021 04:12	1137841.5	0.0		
09/30/2021 05:12	1137841.5	0.0		
09/30/2021 06:12	1137841.5	0.0		
09/30/2021 07:12	1137980.5	139.0		
09/30/2021 08:12	1137980.5	0.0		
09/30/2021 09:12	1137980.5	0.0		
09/30/2021 10:12	1137980.5	0.0		
09/30/2021 11:12	1137980.5	0.0		
09/30/2021 12:12	1137980.5	0.0		
09/30/2021 13:12	1137980.5	0.0		
09/30/2021 14:12	1137980.5	0.0		
09/30/2021 15:12	1137980.5	0.0		
09/30/2021 16:12	1137980.5	0.0		
09/30/2021 17:12	1137980.5	0.0		
09/30/2021 18:12	1138098.3	117.8		
09/30/2021 19:12	1138308.9	210.6		
09/30/2021 20:12	1138308.9	0.0		
09/30/2021 21:12	1138308.9	0.0		
09/30/2021 22:12	1138308.9	0.0		
09/30/2021 23:12	1138308.9	0.0		
10/01/2021 00:12	1138308.9	0.0		
10/01/2021 01:12	1138308.9	0.0		
10/01/2021 02:12	1138308.9	0.0		
10/01/2021 03:12	1138308.9	0.0		
10/01/2021 04:12	1138308.9	0.0		



Project Number	Project Name	Group	Period Budget	Period Activity	Variance Favorable (Unfavorable)	Total Budget	Total Activity	Variance Favorable (Unfavorable)
<a href="#">CIF 4910</a>	SE Colleciton Phase 3/4	DAMDWCA						
	<b>Revenue</b>							
	<b>Account Key</b>	<b>Account Name</b>						
	<a href="#">CIF 4910</a>	CIF 4910	935,868.00	558,401.26	-377,466.74	935,868.00	558,401.26	-377,466.74
		<b>Total Revenue:</b>	<b>935,868.00</b>	<b>558,401.26</b>	<b>-377,466.74</b>	<b>935,868.00</b>	<b>558,401.26</b>	<b>-377,466.74</b>
		<b>Total CIF 4910 - SE Colleciton Phase 3/4:</b>	<b>935,868.00</b>	<b>558,401.26</b>	<b>-377,466.74</b>	<b>935,868.00</b>	<b>558,401.26</b>	<b>-377,466.74</b>
<a href="#">CIF 4911</a>	DA Village Liftstation and Forcemain Planning & De	DAMDWCA						
	<b>Revenue</b>							
	<b>Account Key</b>	<b>Account Name</b>						
	<a href="#">CIF 4911</a>	CIF 4911	225,000.00	115,739.49	-109,260.51	225,000.00	115,739.49	-109,260.51
		<b>Total Revenue:</b>	<b>225,000.00</b>	<b>115,739.49</b>	<b>-109,260.51</b>	<b>225,000.00</b>	<b>115,739.49</b>	<b>-109,260.51</b>
		<b>Total CIF 4911 - DA Village Liftstation and Forcemain Planning &amp; De:</b>	<b>225,000.00</b>	<b>115,739.49</b>	<b>-109,260.51</b>	<b>225,000.00</b>	<b>115,739.49</b>	<b>-109,260.51</b>
			<b>Outstanding Receivable - \$11,006.36</b>					
<a href="#">CIF 5168</a>	West Mesa PER	DAMDWCA						
	<b>Revenue</b>							
	<b>Account Key</b>	<b>Account Name</b>						
	<a href="#">CIF 5168</a>	West Mesa PER	93,533.00	0.00	-93,533.00	93,533.00	0.00	-93,533.00
		<b>Total Revenue:</b>	<b>93,533.00</b>	<b>0.00</b>	<b>-93,533.00</b>	<b>93,533.00</b>	<b>0.00</b>	<b>-93,533.00</b>
		<b>Total CIF 5168 - West Mesa PER:</b>	<b>93,533.00</b>	<b>0.00</b>	<b>-93,533.00</b>	<b>93,533.00</b>	<b>0.00</b>	<b>-93,533.00</b>
			<b>Outstanding Receivable - \$107,968.44</b>					
<a href="#">CIF 5523</a>	Dona Ana Village Liftstation & Forcemain	DAMDWCA						
	<b>Revenue</b>							
	<b>Account Key</b>	<b>Account Name</b>						
	<a href="#">CIF 5523</a>	Dona Ana Village Liftstation & Forcemain	2,921,557.00	0.00	-2,921,557.00	2,921,557.00	0.00	-2,921,557.00
		<b>Total Revenue:</b>	<b>2,921,557.00</b>	<b>0.00</b>	<b>-2,921,557.00</b>	<b>2,921,557.00</b>	<b>0.00</b>	<b>-2,921,557.00</b>
		<b>Total CIF 5523 - Dona Ana Village Liftstation &amp; Forcemain:</b>	<b>2,921,557.00</b>	<b>0.00</b>	<b>-2,921,557.00</b>	<b>2,921,557.00</b>	<b>0.00</b>	<b>-2,921,557.00</b>
			<b>Outstanding Receivable - \$88,806.40</b>					
<a href="#">SAP 20-E2119-STB</a>	Picacho Hills Arroyo PER	DAMDWCA						
	<b>Revenue</b>							
	<b>Account Key</b>	<b>Account Name</b>						
	<a href="#">SAP 20-E2119-STB</a>	Picacho Hills Arroyo PER	50,000.00	0.00	-50,000.00	50,000.00	0.00	-50,000.00
		<b>Total Revenue:</b>	<b>50,000.00</b>	<b>0.00</b>	<b>-50,000.00</b>	<b>50,000.00</b>	<b>0.00</b>	<b>-50,000.00</b>
		<b>Total SAP 20-E2119-STB - Picacho Hills Arroyo PER:</b>	<b>50,000.00</b>	<b>0.00</b>	<b>-50,000.00</b>	<b>50,000.00</b>	<b>0.00</b>	<b>-50,000.00</b>



**Project Budget Report**

Date Range 07/01/2014 - 06/30/2022

Project Number	Project Name	Group	Period Budget	Period Activity	Variance Favorable (Unfavorable)	Total Budget	Total Activity	Variance Favorable (Unfavorable)
<a href="#">SAP 21-E2318-STB</a>	Picacho Hills Arroyo PER	DAMDWCA						
	<b>Revenue</b>							
	<b>Account Key</b>	<b>Account Name</b>						
	<a href="#">SAP 21-E2318-STB</a>	Picacho Hills Arroyo PER	100,000.00	0.00	-100,000.00	100,000.00	0.00	-100,000.00
		<b>Total Revenue:</b>	<b>100,000.00</b>	<b>0.00</b>	<b>-100,000.00</b>	<b>100,000.00</b>	<b>0.00</b>	<b>-100,000.00</b>
	<b>Total SAP 21-E2318-STB - Picacho Hills Arroyo PER:</b>		<b>100,000.00</b>	<b>0.00</b>	<b>-100,000.00</b>	<b>100,000.00</b>	<b>0.00</b>	<b>-100,000.00</b>
<a href="#">USDA Equipment</a>	USDA Equipment	DAMDWCA						
	<b>Revenue</b>							
	<b>Account Key</b>	<b>Account Name</b>						
	<a href="#">USDA Equipment</a>	USDA Equipment	100,000.00	0.00	-100,000.00	100,000.00	0.00	-100,000.00
		<b>Total Revenue:</b>	<b>100,000.00</b>	<b>0.00</b>	<b>-100,000.00</b>	<b>100,000.00</b>	<b>0.00</b>	<b>-100,000.00</b>
	<b>Total USDA Equipment - USDA Equipment:</b>		<b>100,000.00</b>	<b>0.00</b>	<b>-100,000.00</b>	<b>100,000.00</b>	<b>0.00</b>	<b>-100,000.00</b>
<a href="#">USDA SE Collection</a>	USDA SE Collection	DAMDWCA						
	<b>Revenue</b>							
	<b>Account Key</b>	<b>Account Name</b>						
	<a href="#">USDA SE Collection</a>	USDA SE Collection	15,252,100.00	0.00	-15,252,100.00	15,252,100.00	0.00	-15,252,100.00
		<b>Total Revenue:</b>	<b>15,252,100.00</b>	<b>0.00</b>	<b>-15,252,100.00</b>	<b>15,252,100.00</b>	<b>0.00</b>	<b>-15,252,100.00</b>
	<b>Total USDA SE Collection - USDA SE Collection:</b>		<b>15,252,100.00</b>	<b>0.00</b>	<b>-15,252,100.00</b>	<b>15,252,100.00</b>	<b>0.00</b>	<b>-15,252,100.00</b>
<a href="#">WTB 5415</a>	Dona Ana Water Tank Rehab	DAMDWCA						
	<b>Revenue</b>							
	<b>Account Key</b>	<b>Account Name</b>						
	<a href="#">WTB 5415</a>	Dona Ana Water Tank Rehab	2,500,000.00	0.00	-2,500,000.00	2,500,000.00	0.00	-2,500,000.00
		<b>Total Revenue:</b>	<b>2,500,000.00</b>	<b>0.00</b>	<b>-2,500,000.00</b>	<b>2,500,000.00</b>	<b>0.00</b>	<b>-2,500,000.00</b>
	<b>Total WTB 5415 - Dona Ana Water Tank Rehab:</b>		<b>2,500,000.00</b>	<b>0.00</b>	<b>-2,500,000.00</b>	<b>2,500,000.00</b>	<b>0.00</b>	<b>-2,500,000.00</b>
	<b>Report Total:</b>		<b>22,178,058.00</b>	<b>674,140.75</b>	<b>-21,503,917.25</b>	<b>22,178,058.00</b>	<b>674,140.75</b>	<b>-21,503,917.25</b>

**Outstanding Receivable - \$1,088,344.07**

**Total Outstanding Receivable \$1,296,125.27**

**Group Totals**

<b>Group</b>	<b>Period Budget</b>	<b>Period Activity</b>	<b>Variance Favorable (Unfavorable)</b>	<b>Total Budget</b>	<b>Total Activity</b>	<b>Variance Favorable (Unfavorable)</b>
DAMDWCA	22,178,058.00	674,140.75	-21,503,917.25	22,178,058.00	674,140.75	-21,503,917.25
<b>Report Revenues Over/(Under) Expenses:</b>	<b>22,178,058.00</b>	<b>674,140.75</b>	<b>-21,503,917.25</b>	<b>22,178,058.00</b>	<b>674,140.75</b>	<b>-21,503,917.25</b>

**Type Totals**

<b>Type</b>	<b>Period Budget</b>	<b>Period Activity</b>	<b>Variance Favorable (Unfavorable)</b>	<b>Total Budget</b>	<b>Total Activity</b>	<b>Variance Favorable (Unfavorable)</b>
Federal Funding	15,352,100.00	0.00	-15,352,100.00	15,352,100.00	0.00	-15,352,100.00
State Funding	6,825,958.00	674,140.75	-6,151,817.25	6,825,958.00	674,140.75	-6,151,817.25
<b>Report Revenues Over/(Under) Expenses:</b>	<b>22,178,058.00</b>	<b>674,140.75</b>	<b>-21,503,917.25</b>	<b>22,178,058.00</b>	<b>674,140.75</b>	<b>-21,503,917.25</b>

# Executive Director Report

## November 2021

**Financial Report** – Financials have completed for November 2021. The October and November financials have been provided.

### **Other COVID Related Items**

- We currently do not have any staff members quarantined for any COVID related reasons.

### **Project Updates**

- **Southeast Collection System Phase 3** this project is complete and final reimbursement has been sent to the funding agency.
- **Water and Wastewater Standards** We have received the draft and we are reviewing it internally to provide feedback.
- **Dona Ana Village Lift Station and Forcemain** We have received final approval from NMED CPB. The project is ready to go to bid.
- **Southeast Collection System Final Phase** design has reached 95% completion; plans are being finalized to be sent to USDA.
- **Parking Lot Improvements** All permits have been approved and the project is ready to bid.
- **West Mesa PER** the PER is currently in process and the final PER is expected to be completed by mid December.
- **Dona Ana Water Tank Rehabilitation** has been granted final approval and our funding is expected to close on December 30<sup>th</sup>. The project is expected to begin advertising in mid-December with bid opening in mid-January.
- **Picacho Hills Sewer Main Protection** our Engineers have begun preliminary work on the study.

### **Funding Applications**

- **USDA RD** we received our Letter of Conditions (LOC) on July 31, 2019 and we have completed 75% of the items in the LOC and we should be ready to submit for closing instruction in January.
- **Water Trust Board- 5415** is scheduled to close on December 30, 2021
- **Colonias Infrastructure** is schedule to close on February 25, 2022
- **New Mexico Finance Authority Planning Grant** we will be submitting 2 applications to begin creating an Asset Management Plan as well as a Water Master Plan. These applications will be for \$50,000 each, a date for submission has not be identified yet.
- I have provided a Funding Report on our current funding.

### **Subdivisions**

- **Vista Rancho** The developer has resubmitted phase 2 for review and we are currently only reviewing that phase.
- **Flemish Subdivision** The developer has resubmitted the subdivision for review.
- **Westland Subdivision** The request is to subdivide 14 acres into 2 small parcels and 1 large parcel. The developer is currently working on securing water rights and finalizing utility plans for review.

### **Other Matters**

- No new operator certifications were obtained this month.
- A Water Rights table as of November 30<sup>th</sup> has been provide in the package.
- We are still receiving applications for the Southeast Collection project; we have currently received 445 complete applications.

**DONA ANA MDWCA WATER RIGHTS DETAIL**

**Groundwater**

**As of November 30, 2021**

System	OSE File No.	Name of Seller	Amount (AFY)	Vested (AFY)	Inchoate	Priority date	OSE Transfer Date	POD
Dona Ana	LRG-1905	Total		2109.27				
	LRG-1905	Declared		1822.7		1960		
	LRG-667	Hurley		48.25		1948		1994
	LRG-4245	McKibben		2.18		1941		1998
	LRG-4593	Luchini		38.69		1953		1994
	LRG-4921-A	Strauss (Lalloo)		45		1967(1951)		1998
	LRG-4921-C	Strauss/Sidco		40		1967		1999
	LRG-6014-A	Jacquez		8.87		1965		1994
	LRG-8018-A	Medrano	2	3.5		1976		1997
	LRG-8513-A	Martinez		4.83		1955		1997
	LRG-8515-B	Backen		10.63		1955		1996
	LRG-1875-1	Buena Vista Dairy		62.5		1945		5/15/2020
	LRG-7869-2	Buena Vista Dairy		167.128		1955		5/15/2020
	Fort Selden	LRG-80	Total		223.21			
	LRG-80	Ft Selden Water Co		198.43		1948		2013
	LRG-31	Duval		24.78		1949		2018
Picacho Hills	LRG-4250-B	PHUC		451.5		1960		2013
Fairview	LRG-15880.-1	Fairview Estates Water Co.		43.15		1974		2013
West Mesa	LRG-7216	West Mesa Water Co.		242		1978		2019
Hust	LRG-23	Hust		10.426		1954		2012
Westmoreland	LRG-5121		417.4	82		1962		2002
<b>Total</b>				<b>3161.556</b>				

**DONA ANA MDWCA WATER RIGHTS DETAIL**

**Surface Water**

**As of November 30, 2021**

Name of Seller	EBID Parcel No.	W/R Acquired (Acres)	EBID W/R	Dated	Primary G/W	Suppl. G/W
Cosimati	939100	11.25	11.26	2004		
GreyFox	64450	29.568	33.89	2006		Yes
Katerina	31925, 31975, 32075	66.6	67.66	2008	No	No
MDM-One	953200	8.16	8.16	2008		Yes
Hust	34500	9.99	9.99	2009	Yes (4.01)	Yes
San Ban	103100	7.46	8.08	2009		Yes
Picacho Valley Group	843950	22.95	23.34	2009	Yes (4.01)	Yes
Rosales	1365400	6.22	9.44	2011	?	Maybe
<b>Total</b>		<b>162.198</b>	<b>171.82</b>			



# Bank Transaction Report

## Transaction Detail

Issued Date Range: 10/01/2021 - 10/31/2021

Cleared Date Range: -

Issued Date	Cleared Date	Number	Description	Module	Status	Type	Amount
<b>Bank Account: Operating Account</b>							
<b>Bank Draft</b>							
10/25/2021		<a href="#">DFT0064FY22</a>	Internal Revenue Service	Accounts Payable	Outstanding	Bank Draft	-223.76
10/25/2021		<a href="#">DFT0065FY22</a>	Internal Revenue Service	Accounts Payable	Outstanding	Bank Draft	-62.72
10/25/2021		<a href="#">DFT0066FY22</a>	Internal Revenue Service	Accounts Payable	Outstanding	Bank Draft	-268.30
<b>Bank Draft Total: (3)</b>							<b>-554.78</b>
<b>Check</b>							
10/21/2021	10/31/2021	<a href="#">28605</a>	8 X 8 INC	Accounts Payable	Cleared	Check	-1,156.91
10/21/2021	10/31/2021	<a href="#">28606</a>	Advanced Communications & Electronics, Inc.	Accounts Payable	Cleared	Check	-143.33
10/21/2021	10/31/2021	<a href="#">28607</a>	AFLAC	Accounts Payable	Cleared	Check	-957.10
10/21/2021	10/31/2021	<a href="#">28608</a>	Big Star Hardware LLC	Accounts Payable	Cleared	Check	-521.97
10/21/2021	10/31/2021	<a href="#">28609</a>	Bohannan Huston	Accounts Payable	Cleared	Check	-14,295.63
10/21/2021	10/31/2021	<a href="#">28610</a>	Bohannan Huston	Accounts Payable	Cleared	Check	-23,593.61
10/21/2021	10/31/2021	<a href="#">28611</a>	Bohannan Huston	Accounts Payable	Cleared	Check	-14,824.29
10/21/2021		<a href="#">28612</a>	Celina M Apodaca	Accounts Payable	Outstanding	Check	-54.16
10/21/2021		<a href="#">28613</a>	Celina M Apodaca	Accounts Payable	Outstanding	Check	-54.16
10/21/2021	10/31/2021	<a href="#">28614</a>	Century Link	Accounts Payable	Cleared	Check	-71.15
10/21/2021	10/31/2021	<a href="#">28615</a>	City of Las Cruces	Accounts Payable	Cleared	Check	-7,236.69
10/21/2021	10/31/2021	<a href="#">28616</a>	City of Las Cruces	Accounts Payable	Cleared	Check	-1,592.08
10/21/2021	10/31/2021	<a href="#">28617</a>	City of Las Cruces	Accounts Payable	Cleared	Check	-438.07
10/21/2021	10/31/2021	<a href="#">28618</a>	City of Las Cruces	Accounts Payable	Cleared	Check	-438.07
10/21/2021	10/31/2021	<a href="#">28619</a>	City of Las Cruces	Accounts Payable	Cleared	Check	-722.74
10/21/2021	10/31/2021	<a href="#">28620</a>	City of Las Cruces	Accounts Payable	Cleared	Check	-16.87
10/21/2021	10/31/2021	<a href="#">28621</a>	Comcast	Accounts Payable	Cleared	Check	-307.82
10/21/2021	10/31/2021	<a href="#">28622</a>	Comcast	Accounts Payable	Cleared	Check	-407.27
10/21/2021	10/31/2021	<a href="#">28623</a>	Comcast	Accounts Payable	Cleared	Check	-326.48
10/21/2021	10/31/2021	<a href="#">28624</a>	Core & Main LP	Accounts Payable	Cleared	Check	-1,911.16
10/21/2021	10/31/2021	<a href="#">28625</a>	Core & Main LP	Accounts Payable	Cleared	Check	-916.77
10/21/2021	10/31/2021	<a href="#">28626</a>	Core & Main LP	Accounts Payable	Cleared	Check	-6,689.41
10/21/2021	10/31/2021	<a href="#">28627</a>	Delta Dental of New Mexico	Accounts Payable	Cleared	Check	-913.84
10/21/2021		<a href="#">28628</a>	Dona Ana County	Accounts Payable	Outstanding	Check	-260.00
10/21/2021		<a href="#">28629</a>	Dona Ana County	Accounts Payable	Outstanding	Check	-208.03
10/21/2021		<a href="#">28630</a>	Dona Ana County	Accounts Payable	Outstanding	Check	-331.25
10/21/2021		<a href="#">28631</a>	Dona Ana County	Accounts Payable	Outstanding	Check	-1,738.25
10/21/2021		<a href="#">28632</a>	Dona Ana County	Accounts Payable	Outstanding	Check	-210.50
10/21/2021		<a href="#">28633</a>	Dona Ana County	Accounts Payable	Outstanding	Check	-209.00

**Bank Transaction Report**

Issued Date Range: -

Issued Date	Cleared Date	Number	Description	Module	Status	Type	Amount
10/21/2021	10/31/2021	<a href="#">28634</a>	Dona Ana Mutual Domestic Water Consumers Association	Accounts Payable	Cleared	Check	-126.35
10/21/2021	10/31/2021	<a href="#">28635</a>	Dona Ana Mutual Domestic Water Consumers Association	Accounts Payable	Cleared	Check	-36.25
10/21/2021	10/31/2021	<a href="#">28636</a>	Dona Ana Mutual Domestic Water Consumers Association	Accounts Payable	Cleared	Check	-53.12
10/21/2021	10/31/2021	<a href="#">28637</a>	Dona Ana Mutual Domestic Water Consumers Association	Accounts Payable	Cleared	Check	-80.29
10/21/2021	10/31/2021	<a href="#">28638</a>	DPC Industries, Inc.	Accounts Payable	Cleared	Check	-240.00
10/21/2021	10/31/2021	<a href="#">28639</a>	DPC Industries, Inc.	Accounts Payable	Cleared	Check	-884.52
10/21/2021	10/31/2021	<a href="#">28640</a>	DPC Industries, Inc.	Accounts Payable	Cleared	Check	-266.70
10/21/2021	10/31/2021	<a href="#">28641</a>	Eagle Security, LLC	Accounts Payable	Cleared	Check	-162.71
10/21/2021	10/31/2021	<a href="#">28642</a>	El Paso Electric	Accounts Payable	Cleared	Check	-3,128.40
10/21/2021	10/31/2021	<a href="#">28643</a>	El Paso Electric	Accounts Payable	Cleared	Check	-470.74
10/21/2021	10/31/2021	<a href="#">28644</a>	El Paso Electric	Accounts Payable	Cleared	Check	-127.16
10/21/2021	10/31/2021	<a href="#">28645</a>	El Paso Electric	Accounts Payable	Cleared	Check	-277.83
10/21/2021	10/31/2021	<a href="#">28646</a>	El Paso Electric	Accounts Payable	Cleared	Check	-49.64
10/21/2021	10/31/2021	<a href="#">28647</a>	El Paso Electric	Accounts Payable	Cleared	Check	-61.51
10/21/2021	10/31/2021	<a href="#">28648</a>	El Paso Electric	Accounts Payable	Cleared	Check	-15.76
10/21/2021	10/31/2021	<a href="#">28649</a>	El Paso Electric	Accounts Payable	Cleared	Check	-653.93
10/21/2021	10/31/2021	<a href="#">28650</a>	El Paso Electric	Accounts Payable	Cleared	Check	-22.50
10/21/2021	10/31/2021	<a href="#">28651</a>	El Paso Electric	Accounts Payable	Cleared	Check	-15.76
10/21/2021	10/31/2021	<a href="#">28652</a>	El Paso Electric	Accounts Payable	Cleared	Check	-15.76
10/21/2021	10/31/2021	<a href="#">28653</a>	El Paso Electric	Accounts Payable	Cleared	Check	-1,003.78
10/21/2021	10/31/2021	<a href="#">28654</a>	El Paso Electric	Accounts Payable	Cleared	Check	-458.11
10/21/2021	10/31/2021	<a href="#">28655</a>	El Paso Electric	Accounts Payable	Cleared	Check	-70.84
10/21/2021	10/31/2021	<a href="#">28656</a>	El Paso Electric	Accounts Payable	Cleared	Check	-2,986.77
10/21/2021	10/31/2021	<a href="#">28657</a>	El Paso Electric	Accounts Payable	Cleared	Check	-386.87
10/21/2021	10/31/2021	<a href="#">28658</a>	El Paso Electric	Accounts Payable	Cleared	Check	-754.23
10/21/2021	10/31/2021	<a href="#">28659</a>	El Paso Electric	Accounts Payable	Cleared	Check	-2,199.99
10/21/2021	10/31/2021	<a href="#">28660</a>	El Paso Electric	Accounts Payable	Cleared	Check	-15.76
10/21/2021	10/31/2021	<a href="#">28661</a>	El Paso Electric	Accounts Payable	Cleared	Check	-55.95
10/21/2021	10/31/2021	<a href="#">28662</a>	El Paso Electric	Accounts Payable	Cleared	Check	-22.50
10/21/2021	10/31/2021	<a href="#">28663</a>	El Paso Electric	Accounts Payable	Cleared	Check	-151.44
10/21/2021	10/31/2021	<a href="#">28664</a>	El Paso Electric	Accounts Payable	Cleared	Check	-4,563.48
10/21/2021	10/31/2021	<a href="#">28665</a>	El Paso Electric	Accounts Payable	Cleared	Check	-262.27
10/21/2021	10/31/2021	<a href="#">28666</a>	El Paso Electric	Accounts Payable	Cleared	Check	-197.18
10/21/2021	10/31/2021	<a href="#">28667</a>	El Paso Electric	Accounts Payable	Cleared	Check	-15.76
10/21/2021	10/31/2021	<a href="#">28668</a>	El Paso Electric	Accounts Payable	Cleared	Check	-1,680.59
10/21/2021	10/31/2021	<a href="#">28669</a>	El Paso Electric	Accounts Payable	Cleared	Check	-3,179.47
10/21/2021	10/31/2021	<a href="#">28670</a>	El Paso Electric	Accounts Payable	Cleared	Check	-371.95
10/21/2021	10/31/2021	<a href="#">28671</a>	El Paso Electric	Accounts Payable	Cleared	Check	-18.10
10/21/2021	10/31/2021	<a href="#">28672</a>	HOMESERVE USA CORP	Accounts Payable	Cleared	Check	-10,135.65
10/21/2021	10/31/2021	<a href="#">28673</a>	Internal Revenue Service	Accounts Payable	Cleared	Check	-10,479.90
10/21/2021	10/31/2021	<a href="#">28674</a>	Kosh Solutions, LLC	Accounts Payable	Cleared	Check	-2,275.41
10/21/2021	10/31/2021	<a href="#">28675</a>	M AND J TRUCKING INCORPRATED	Accounts Payable	Outstanding	Check	-1,944.50
10/21/2021	10/31/2021	<a href="#">28676</a>	Maddox Plumbing. IC	Accounts Payable	Outstanding	Check	-127.02

**Bank Transaction Report**

**Issued Date Range: -**

Issued Date	Cleared Date	Number	Description	Module	Status	Type	Amount
10/21/2021	10/31/2021	<a href="#">28677</a>	Maverick Drilling, Inc	Accounts Payable	Cleared	Check	-4,270.00
10/21/2021	10/31/2021	<a href="#">28678</a>	MEGAHURTZ COMPUTER CONSULTING, INC.	Accounts Payable	Cleared	Check	-54.16
10/21/2021	10/31/2021	<a href="#">28679</a>	Natural Gas Processing Co., and its divisions	Accounts Payable	Cleared	Check	-15.02
10/21/2021	10/31/2021	<a href="#">28680</a>	Natural Gas Processing Co., and its divisions	Accounts Payable	Cleared	Check	-20.92
10/21/2021	10/31/2021	<a href="#">28681</a>	Natural Gas Processing Co., and its divisions	Accounts Payable	Cleared	Check	-23.04
10/21/2021	10/31/2021	<a href="#">28682</a>	Natural Gas Processing Co., and its divisions	Accounts Payable	Cleared	Check	-20.92
10/21/2021	10/31/2021	<a href="#">28683</a>	Natural Gas Processing Co., and its divisions	Accounts Payable	Cleared	Check	-20.92
10/21/2021	10/31/2021	<a href="#">28684</a>	Natural Gas Processing Co., and its divisions	Accounts Payable	Cleared	Check	-23.74
10/21/2021	10/31/2021	<a href="#">28685</a>	New Mexico Child Support Enforcement Division	Accounts Payable	Cleared	Check	-142.62
10/21/2021	10/31/2021	<a href="#">28686</a>	New Mexico Child Support Enforcement Division	Accounts Payable	Cleared	Check	-35.11
10/21/2021	10/31/2021	<a href="#">28687</a>	New Mexico Environment Department	Accounts Payable	Cleared	Check	-127,163.55
10/21/2021	10/31/2021	<a href="#">28688</a>	New Mexico Mutual Casualty Company	Accounts Payable	Cleared	Check	-1,296.00
10/21/2021		<a href="#">28689</a>	New Mexico Rural Water Association	Accounts Payable	Outstanding	Check	-6,925.00
10/21/2021	10/31/2021	<a href="#">28690</a>	New Mexico State Tax & Revenue	Accounts Payable	Cleared	Check	-133.63
10/21/2021	10/31/2021	<a href="#">28691</a>	New Mexico State Tax & Revenue	Accounts Payable	Cleared	Check	-413.05
10/21/2021	10/31/2021	<a href="#">28692</a>	New Mexico State Tax & Revenue	Accounts Payable	Cleared	Check	-1,531.04
10/21/2021	10/31/2021	<a href="#">28693</a>	OpenEdge	Accounts Payable	Cleared	Check	-498.50
10/21/2021	10/31/2021	<a href="#">28694</a>	OpenEdge	Accounts Payable	Cleared	Check	-4,182.61
10/21/2021	10/31/2021	<a href="#">28695</a>	Pitney Bowes Global Financial Services LLC	Accounts Payable	Cleared	Check	-604.50
10/21/2021	10/31/2021	<a href="#">28696</a>	Pitney Bowes Global Financial Services LLC	Accounts Payable	Cleared	Check	-242.14
10/21/2021	10/31/2021	<a href="#">28697</a>	Shine 4 Ever Commercial Services, LLC	Accounts Payable	Cleared	Check	-649.88
10/21/2021	10/31/2021	<a href="#">28698</a>	South Central Solid Waste	Accounts Payable	Cleared	Check	-483.42
10/21/2021	10/31/2021	<a href="#">28699</a>	South Central Solid Waste	Accounts Payable	Cleared	Check	-259.56
10/21/2021	10/31/2021	<a href="#">28700</a>	South Central Solid Waste	Accounts Payable	Cleared	Check	-1,371.69
10/21/2021	10/31/2021	<a href="#">28701</a>	Southwest Disposal	Accounts Payable	Cleared	Check	-276.23
10/21/2021	10/31/2021	<a href="#">28702</a>	Southwest Disposal	Accounts Payable	Cleared	Check	-158.79
10/21/2021	10/31/2021	<a href="#">28703</a>	State of New Mexico	Accounts Payable	Cleared	Check	-9,005.53
10/21/2021	10/31/2021	<a href="#">28704</a>	Tyler Technologies, Inc	Accounts Payable	Cleared	Check	-359.00
10/21/2021	10/31/2021	<a href="#">28705</a>	Tyler Technologies, Inc	Accounts Payable	Cleared	Check	-4,051.25
10/21/2021	10/31/2021	<a href="#">28706</a>	United Healthcare	Accounts Payable	Cleared	Check	-16,577.24
10/21/2021	10/31/2021	<a href="#">28707</a>	UNUM	Accounts Payable	Cleared	Check	-993.63
10/21/2021	10/31/2021	<a href="#">28708</a>	USDA-RUS	Accounts Payable	Cleared	Check	-2,693.00
10/21/2021	10/31/2021	<a href="#">28709</a>	USDA-RUS	Accounts Payable	Cleared	Check	-2,958.00
10/21/2021	10/31/2021	<a href="#">28710</a>	USDA-RUS	Accounts Payable	Cleared	Check	-7,291.00
10/21/2021	10/31/2021	<a href="#">28711</a>	USDA-RUS	Accounts Payable	Cleared	Check	-2,376.00
10/21/2021	10/31/2021	<a href="#">28712</a>	Vaill Information Systems, Inc	Accounts Payable	Cleared	Check	-3,383.46
10/21/2021	10/31/2021	<a href="#">28713</a>	Verizon Wireless	Accounts Payable	Cleared	Check	-586.61
10/21/2021	10/31/2021	<a href="#">28714</a>	VISION SERVICE PLAN	Accounts Payable	Cleared	Check	-210.35
10/21/2021	10/31/2021	<a href="#">28715</a>	Wells Fargo Bank	Accounts Payable	Cleared	Check	-517.22
10/21/2021	10/31/2021	<a href="#">28716</a>	Wells Fargo Bank	Accounts Payable	Cleared	Check	-1,773.52
10/21/2021	10/31/2021	<a href="#">28717</a>	Western PA Properties, LLC	Accounts Payable	Cleared	Check	-8,400.00
10/21/2021	10/31/2021	<a href="#">28718</a>	WEX Fleet Universal	Accounts Payable	Cleared	Check	-2,625.04
10/21/2021		<a href="#">28719</a>	RAMONA SAENZ	Utility Billing	Outstanding	Check	-21.28



**Bank Transaction Report**

**Issued Date Range: -**

Issued Date	Cleared Date	Number	Description	Module	Status	Type	Amount
10/21/2021		<a href="#">28720</a>	ROGER NORIEGA	Utility Billing	Outstanding	Check	-69.51
10/21/2021		<a href="#">28721</a>	DANIEL J FLORES	Utility Billing	Outstanding	Check	-51.57
10/21/2021		<a href="#">28722</a>	DWAYNE GILBERT	Utility Billing	Outstanding	Check	-48.16
10/21/2021		<a href="#">28723</a>	CHRISTINA VAQUERA	Utility Billing	Outstanding	Check	-69.30
10/29/2021		<a href="#">28724</a>	Advanced Chemical Transport, INC	Accounts Payable	Outstanding	Check	-1,514.78
10/29/2021		<a href="#">28725</a>	American Document Services	Accounts Payable	Outstanding	Check	-207.17
10/29/2021		<a href="#">28726</a>	Celina M Apodaca	Accounts Payable	Outstanding	Check	-54.16
10/29/2021		<a href="#">28727</a>	Celina M Apodaca	Accounts Payable	Outstanding	Check	-141.89
10/29/2021		<a href="#">28728</a>	Core & Main LP	Accounts Payable	Outstanding	Check	-359.81
10/29/2021		<a href="#">28729</a>	Core & Main LP	Accounts Payable	Outstanding	Check	-5,524.31
10/29/2021		<a href="#">28730</a>	Cross Town Construction & Trucking, LLC	Accounts Payable	Outstanding	Check	-3,522.75
10/29/2021		<a href="#">28731</a>	Dona Ana County	Accounts Payable	Outstanding	Check	-1,900.00
10/29/2021		<a href="#">28732</a>	DPC Industries, Inc.	Accounts Payable	Outstanding	Check	-1,009.88
10/29/2021	10/31/2021	<a href="#">28733</a>	Internal Revenue Service	Accounts Payable	Cleared	Check	-9,806.14
10/29/2021	10/31/2021	<a href="#">28734</a>	Internal Revenue Service	Accounts Payable	Cleared	Check	-554.78
10/29/2021	10/31/2021	<a href="#">28735</a>	Internal Revenue Service	Accounts Payable	Cleared	Check	-0.51
10/29/2021	10/31/2021	<a href="#">28736</a>	Internal Revenue Service	Accounts Payable	Cleared	Check	-58.16
10/29/2021		<a href="#">28737</a>	MORSCO Supply, LLC	Accounts Payable	Outstanding	Check	-631.00
10/29/2021		<a href="#">28738</a>	New Mexico Child Support Enforcement Division	Accounts Payable	Outstanding	Check	-35.11
10/29/2021		<a href="#">28739</a>	New Mexico Child Support Enforcement Division	Accounts Payable	Outstanding	Check	-142.62
10/29/2021		<a href="#">28740</a>	Shine 4 Ever Commercial Services, LLC	Accounts Payable	Outstanding	Check	-433.25
10/29/2021		<a href="#">28741</a>	Sisbarro	Accounts Payable	Outstanding	Check	-842.83
10/29/2021		<a href="#">28742</a>	State of New Mexico	Accounts Payable	Outstanding	Check	-760.00
10/29/2021		<a href="#">28743</a>	State of New Mexico	Accounts Payable	Outstanding	Check	-8,857.25
10/29/2021		<a href="#">28744</a>	WATSON SMITH. LLC	Accounts Payable	Outstanding	Check	-850.79
10/29/2021		<a href="#">28745</a>	WATSON SMITH. LLC	Accounts Payable	Outstanding	Check	-183.59
10/29/2021		<a href="#">28746</a>	WATSON SMITH. LLC	Accounts Payable	Outstanding	Check	-221.50
10/29/2021		<a href="#">28747</a>	WATSON SMITH. LLC	Accounts Payable	Outstanding	Check	-199.84
10/29/2021	10/31/2021	<a href="#">28748</a>	Wells Fargo Bank	Accounts Payable	Cleared	Check	-4,306.46
10/29/2021		<a href="#">28749</a>	William Curb	Accounts Payable	Outstanding	Check	-1,299.75
10/31/2021	10/31/2021	<a href="#">28750</a>	FLEETMATICS USA LLC	Accounts Payable	Cleared	Check	-689.61
10/31/2021		<a href="#">28751</a>	New Mexico State Tax & Revenue	Accounts Payable	Outstanding	Check	-2,621.31
10/31/2021		<a href="#">28752</a>	New Mexico State Tax & Revenue	Accounts Payable	Outstanding	Check	-31,922.03
<b>Check Total: (148)</b>							<b>-424,121.05</b>
<b>EFT</b>							
10/08/2021	10/31/2021	<a href="#">EFT00017FY22</a>	Payroll EFT	Payroll	Cleared	EFT	-11,734.41
10/08/2021	10/31/2021	<a href="#">EFT00018FY22</a>	Payroll EFT	Payroll	Cleared	EFT	-19,413.79
10/21/2021	10/31/2021	<a href="#">646</a>	At Your Service, Inc.	Accounts Payable	Cleared	EFT	-62.28
10/21/2021	10/31/2021	<a href="#">647</a>	New Mexico Finance Authority	Accounts Payable	Cleared	EFT	-11,779.92
10/21/2021	10/31/2021	<a href="#">648</a>	New Mexico Finance Authority	Accounts Payable	Cleared	EFT	-7,925.04
10/21/2021	10/31/2021	<a href="#">649</a>	New Mexico Finance Authority	Accounts Payable	Cleared	EFT	-10,437.75
10/25/2021	10/31/2021	<a href="#">EFT00019FY22</a>	Payroll EFT	Payroll	Cleared	EFT	-11,735.89

**Bank Transaction Report**

Issued Date Range: -

Issued Date	Cleared Date	Number	Description	Module	Status	Type	Amount
10/25/2021	10/31/2021	<a href="#">EFT00020FY22</a>	Payroll EFT	Payroll	Cleared	EFT	-17,498.54
10/25/2021	10/31/2021	<a href="#">EFT00021FY22</a>	Payroll EFT	Payroll	Cleared	EFT	-1,449.77
10/26/2021	10/31/2021	<a href="#">EFT00022FY22</a>	Payroll EFT	Payroll	Cleared	EFT	-350.92
10/26/2021	10/31/2021	<a href="#">EFT00023FY22</a>	Payroll EFT	Payroll	Cleared	EFT	-3.54
<b>EFT Total: (11)</b>							<b>-92,391.85</b>
<b>Bank Account Total: (162)</b>							<b>-517,067.68</b>
<b>Report Total: (162)</b>							<b>-517,067.68</b>



StateRpt...	Original Total Budget	Current Total Budget	Period Activity	Fiscal Activity	Variance Favorable (Unfavorable)	Percent Remaining
<b>Fund: 100 - General Operating Fund</b>						
<b>Revenue</b>						
400 - Water Sales	4,230,000.00	4,230,000.00	400,516.68	1,636,746.34	-2,593,253.66	61.31 %
405 - Wastewater Sales	815,000.00	815,000.00	67,553.62	271,721.62	-543,278.38	66.66 %
410 - Connection/Reconnection Charges	130,000.00	130,000.00	9,805.00	41,157.34	-88,842.66	68.34 %
420 - Water New Connections & Service Fees	1,530,000.00	1,530,000.00	142,978.17	536,542.48	-993,457.52	64.93 %
425 - Wastewater New Connections & Service Fees	400,000.00	400,000.00	45,272.13	124,319.98	-275,680.02	68.92 %
430 - Water Late Fees & Penalties	75,000.00	75,000.00	4,750.76	30,484.19	-44,515.81	59.35 %
435 - Wastewater Late Fees & Penalties	12,000.00	12,000.00	1,267.45	3,642.36	-8,357.64	69.65 %
440 - Taxes	25,000.00	25,000.00	1,900.12	8,423.57	-16,576.43	66.31 %
450 - Other Operating Revenue	69,075.00	69,075.00	3,730.81	23,772.52	-45,302.48	65.58 %
<b>Revenue Total:</b>	<b>7,286,075.00</b>	<b>7,286,075.00</b>	<b>677,774.74</b>	<b>2,676,810.40</b>	<b>-4,609,264.60</b>	<b>63.26 %</b>
<b>Expense</b>						
500 - Salaries	1,332,500.00	1,332,500.00	90,366.03	415,042.04	917,457.96	68.85 %
501 - Employee Benefits	527,300.00	527,300.00	32,513.05	159,602.27	367,697.73	69.73 %
505 - Electricity	327,000.00	327,000.00	23,234.03	111,526.32	215,473.68	65.89 %
515 - Other Utilities - Gas, Water, Sewer, Telephone	61,000.00	61,000.00	5,897.53	19,774.17	41,225.83	67.58 %
520 - System Parts & Supplies	709,500.00	709,500.00	28,199.49	138,325.75	571,174.25	80.50 %
525 - System Repairs and Maintenance	475,000.00	475,000.00	7,900.70	110,172.35	364,827.65	76.81 %
530 - Vehicles Expenses	46,000.00	46,000.00	4,113.34	14,706.02	31,293.98	68.03 %
535 - Office and Administrative Expenses	167,650.00	167,650.00	8,346.64	25,896.92	141,753.08	84.55 %
540 - Professional Services - Accounting, Engineering, L	321,500.00	321,500.00	14,557.20	64,456.77	257,043.23	79.95 %
545 - Insurance	60,000.00	60,000.00	0.00	0.00	60,000.00	100.00 %
550 - Due, Fees, Permits and Licenses	194,600.00	194,600.00	11,218.20	37,815.14	156,784.86	80.57 %
555 - Taxes - Gross Receipts Tax, Conservation Fee	375,000.00	375,000.00	33,999.75	134,587.07	240,412.93	64.11 %
560 - Training	33,000.00	33,000.00	768.92	19,865.28	13,134.72	39.80 %
590 - Miscellaneous	278,050.00	278,050.00	11,734.98	45,055.54	232,994.46	83.80 %
598 - Debt Payment - Principal	856,000.00	856,000.00	116,058.96	285,941.40	570,058.60	66.60 %
599 - Debt Payments - Interest	460,000.00	460,000.00	56,565.30	149,849.28	310,150.72	67.42 %
750 - Water Rights Expense	300,000.00	300,000.00	0.00	0.00	300,000.00	100.00 %
<b>Expense Total:</b>	<b>6,524,100.00</b>	<b>6,524,100.00</b>	<b>445,474.12</b>	<b>1,732,616.32</b>	<b>4,791,483.68</b>	<b>73.44 %</b>
<b>Fund: 100 - General Operating Fund Surplus (Deficit):</b>	<b>761,975.00</b>	<b>761,975.00</b>	<b>232,300.62</b>	<b>944,194.08</b>	<b>182,219.08</b>	<b>-23.91 %</b>
<b>Fund: 200 - Grant/Loan Fund</b>						
<b>Revenue</b>						
600 - Grant Revenue	12,211,000.00	12,211,000.00	0.00	0.00	-12,211,000.00	100.00 %
<b>Revenue Total:</b>	<b>12,211,000.00</b>	<b>12,211,000.00</b>	<b>0.00</b>	<b>0.00</b>	<b>-12,211,000.00</b>	<b>100.00 %</b>
<b>Expense</b>						
650 - Grant Expense	11,200,000.00	11,200,000.00	55,670.56	271,285.06	10,928,714.94	97.58 %
<b>Expense Total:</b>	<b>11,200,000.00</b>	<b>11,200,000.00</b>	<b>55,670.56</b>	<b>271,285.06</b>	<b>10,928,714.94</b>	<b>97.58 %</b>
<b>Fund: 200 - Grant/Loan Fund Surplus (Deficit):</b>	<b>1,011,000.00</b>	<b>1,011,000.00</b>	<b>-55,670.56</b>	<b>-271,285.06</b>	<b>-1,282,285.06</b>	<b>126.83 %</b>
<b>Fund: 900 - Restricted Reserve Fund</b>						
<b>Revenue</b>						
450 - Other Operating Revenue	4,500.00	4,500.00	0.00	0.00	-4,500.00	100.00 %
<b>Revenue Total:</b>	<b>4,500.00</b>	<b>4,500.00</b>	<b>0.00</b>	<b>0.00</b>	<b>-4,500.00</b>	<b>100.00 %</b>
<b>Expense</b>						
650 - Grant Expense	1,295,000.00	1,295,000.00	0.00	0.00	1,295,000.00	100.00 %
740 - Capital Purchases	410,000.00	410,000.00	0.00	12,239.31	397,760.69	97.01 %

Budget Report

For Fiscal: FY 2021 - 2022 Period Ending: 10/31/2021

StateRpt...	Original Total Budget	Current Total Budget	Period Activity	Fiscal Activity	Variance Favorable (Unfavorable)	Percent Remaining
Expense Total:	1,705,000.00	1,705,000.00	0.00	12,239.31	1,692,760.69	99.28 %
Fund: 900 - Restricted Reserve Fund Surplus (Deficit):	-1,700,500.00	-1,700,500.00	0.00	-12,239.31	1,688,260.69	99.28 %
Report Surplus (Deficit):	72,475.00	72,475.00	176,630.06	660,669.71	588,194.71	-811.58 %

## Fund Summary

<b>Fund</b>	<b>Original Total Budget</b>	<b>Current Total Budget</b>	<b>Period Activity</b>	<b>Fiscal Activity</b>	<b>Variance Favorable (Unfavorable)</b>
100 - General Operating Fund	761,975.00	761,975.00	232,300.62	944,194.08	182,219.08
200 - Grant/Loan Fund	1,011,000.00	1,011,000.00	-55,670.56	-271,285.06	-1,282,285.06
900 - Restricted Reserve Fund	-1,700,500.00	-1,700,500.00	0.00	-12,239.31	1,688,260.69
<b>Report Surplus (Deficit):</b>	<b>72,475.00</b>	<b>72,475.00</b>	<b>176,630.06</b>	<b>660,669.71</b>	<b>588,194.71</b>



# Balance Sheet

## Account Summary

As Of 10/31/2021

	Prior Year Balance	Current Year Balance	Variance Favorable / (Unfavorable)
<b>Fund: 100 - General Operating Fund</b>			
<b>Assets</b>			
<b>ReportOnly1: 10 - Current Assets</b>			
100 - Cash & Cash Equivalents	2,252,918.86	2,904,939.06	652,020.20
105 - Due From Other Governments	0.00	0.00	0.00
110 - Accounts Receivable	0.00	0.00	0.00
120 - Fund Transfers	11,481.19	292,166.13	280,684.94
130 - Inventories	535,363.16	536,551.24	1,188.08
140 - Prepaid Expenses	0.00	0.00	0.00
145 - Refundable Deposits	0.00	0.00	0.00
146 - Restricted Cash	184,249.40	184,255.61	6.21
147 - Restricted Investments	0.00	0.00	0.00
<b>Total ReportOnly1 10 - Current Assets:</b>	<b>2,984,012.61</b>	<b>3,917,912.04</b>	<b>933,899.43</b>
<b>ReportOnly1: 15 - Long-term Assets</b>			
150 - Capital Assets, Net	0.00	0.00	0.00
<b>Total ReportOnly1 15 - Long-term Assets:</b>	<b>0.00</b>	<b>0.00</b>	<b>0.00</b>
<b>Total Assets:</b>	<b>2,984,012.61</b>	<b>3,917,912.04</b>	<b>933,899.43</b>
<b>Liability</b>			
<b>ReportOnly1: 10 - Current Assets</b>			
105 - Due From Other Governments	0.00	0.00	0.00
130 - Inventories	0.00	-14,844.38	14,844.38
<b>Total ReportOnly1 10 - Current Assets:</b>	<b>0.00</b>	<b>-14,844.38</b>	<b>14,844.38</b>
<b>ReportOnly1: 20 - Short-term Liabilities</b>			
200 - Accounts Payable	-1,059.58	-14,842.35	13,782.77
210 - Due to Other Governments	0.00	0.00	0.00
214 - Accrued Payroll	970.94	19,303.44	-18,332.50
222 - Customer Deposits	0.00	0.00	0.00
<b>Total ReportOnly1 20 - Short-term Liabilities:</b>	<b>-88.64</b>	<b>4,461.09</b>	<b>-4,549.73</b>
<b>ReportOnly1: 25 - Long-term Liabilities</b>			
250 - Compensated Absences	0.00	0.00	0.00
251 - Long-term Debt	0.00	0.00	0.00
<b>Total ReportOnly1 25 - Long-term Liabilities:</b>	<b>0.00</b>	<b>0.00</b>	<b>0.00</b>
<b>Total Liability:</b>	<b>-88.64</b>	<b>-10,383.29</b>	<b>10,294.65</b>
<b>Equity</b>			
<b>ReportOnly1: 15 - Long-term Assets</b>			
150 - Capital Assets, Net	99,669.86	99,669.86	0.00
<b>Total ReportOnly1 15 - Long-term Assets:</b>	<b>99,669.86</b>	<b>99,669.86</b>	<b>0.00</b>
<b>ReportOnly1: 30 - Net Assets</b>			
300 - Net Assets	957,647.39	2,884,431.39	0.00
<b>Total ReportOnly1 30 - Net Assets:</b>	<b>957,647.39</b>	<b>2,884,431.39</b>	<b>0.00</b>
<b>Total Beginning Equity:</b>	<b>1,057,317.25</b>	<b>2,984,101.25</b>	<b>0.00</b>
Total Revenue	6,934,736.65	2,676,810.40	-4,257,926.25
Total Expense	5,021,737.82	1,732,616.32	3,289,121.50
<b>Revenues Over/(Under) Expenses</b>	<b>1,912,998.83</b>	<b>944,194.08</b>	<b>-968,804.75</b>
<b>Total Equity and Current Surplus (Deficit):</b>	<b>2,970,316.08</b>	<b>3,928,295.33</b>	<b>957,979.25</b>
<b>Total Liabilities, Equity and Current Surplus (Deficit):</b>	<b>2,970,227.44</b>	<b>3,917,912.04</b>	<b>947,684.60</b>

Balance Sheet

As Of 10/31/2021

	Prior Year Balance	Current Year Balance	Variance Favorable / (Unfavorable)
<b>Fund: 200 - Grant/Loan Fund</b>			
<b>Assets</b>			
<b>ReportOnly1: 10 - Current Assets</b>			
100 - Cash & Cash Equivalents	0.00	0.00	0.00
105 - Due From Other Governments	0.00	0.00	0.00
120 - Fund Transfers	0.00	-271,285.06	-271,285.06
146 - Restricted Cash	0.00	0.00	0.00
<b>Total ReportOnly1 10 - Current Assets:</b>	<b>0.00</b>	<b>-271,285.06</b>	<b>-271,285.06</b>
<b>ReportOnly1: 15 - Long-term Assets</b>			
150 - Capital Assets, Net	0.00	0.00	0.00
<b>Total ReportOnly1 15 - Long-term Assets:</b>	<b>0.00</b>	<b>0.00</b>	<b>0.00</b>
<b>Total Assets:</b>	<b>0.00</b>	<b>-271,285.06</b>	<b>-271,285.06</b>
<b>Liability</b>			
<b>ReportOnly1: 20 - Short-term Liabilities</b>			
200 - Accounts Payable	0.00	0.00	0.00
<b>Total ReportOnly1 20 - Short-term Liabilities:</b>	<b>0.00</b>	<b>0.00</b>	<b>0.00</b>
<b>ReportOnly1: 25 - Long-term Liabilities</b>			
251 - Long-term Debt	0.00	0.00	0.00
<b>Total ReportOnly1 25 - Long-term Liabilities:</b>	<b>0.00</b>	<b>0.00</b>	<b>0.00</b>
<b>Total Liability:</b>	<b>0.00</b>	<b>0.00</b>	<b>0.00</b>
<b>Equity</b>			
<b>ReportOnly1: 30 - Net Assets</b>			
300 - Net Assets	0.00	0.00	0.00
<b>Total ReportOnly1 30 - Net Assets:</b>	<b>0.00</b>	<b>0.00</b>	<b>0.00</b>
<b>Total Beginning Equity:</b>	<b>0.00</b>	<b>0.00</b>	<b>0.00</b>
Total Revenue	3,246,046.68	0.00	-3,246,046.68
Total Expense	3,146,420.35	271,285.06	2,875,135.29
<b>Revenues Over/(Under) Expenses</b>	<b>99,626.33</b>	<b>-271,285.06</b>	<b>-370,911.39</b>
<b>Total Equity and Current Surplus (Deficit):</b>	<b>99,626.33</b>	<b>-271,285.06</b>	<b>-370,911.39</b>
<b>Total Liabilities, Equity and Current Surplus (Deficit):</b>	<b>99,626.33</b>	<b>-271,285.06</b>	<b>-370,911.39</b>

Balance Sheet

As Of 10/31/2021

	Prior Year Balance	Current Year Balance	Variance Favorable / (Unfavorable)
<b>Fund: 900 - Restricted Reserve Fund</b>			
<b>Assets</b>			
<b>ReportOnly1: 10 - Current Assets</b>			
100 - Cash & Cash Equivalents	0.00	0.00	0.00
110 - Accounts Receivable	0.00	0.00	0.00
120 - Fund Transfers	-11,481.19	-20,881.07	-9,399.88
146 - Restricted Cash	0.00	0.00	0.00
147 - Restricted Investments	1,700,043.31	1,697,203.88	-2,839.43
<b>Total ReportOnly1 10 - Current Assets:</b>	<b>1,688,562.12</b>	<b>1,676,322.81</b>	<b>-12,239.31</b>
<b>Total Assets:</b>	<b>1,688,562.12</b>	<b>1,676,322.81</b>	<b>-12,239.31</b>
<b>Liability</b>			
<b>ReportOnly1: 20 - Short-term Liabilities</b>			
200 - Accounts Payable	0.00	0.00	0.00
<b>Total ReportOnly1 20 - Short-term Liabilities:</b>	<b>0.00</b>	<b>0.00</b>	<b>0.00</b>
<b>Total Liability:</b>	<b>0.00</b>	<b>0.00</b>	<b>0.00</b>
<b>Equity</b>			
<b>ReportOnly1: 30 - Net Assets</b>			
300 - Net Assets	1,706,841.02	1,688,562.12	0.00
<b>Total ReportOnly1 30 - Net Assets:</b>	<b>1,706,841.02</b>	<b>1,688,562.12</b>	<b>0.00</b>
<b>Total Beginning Equity:</b>	<b>1,706,841.02</b>	<b>1,688,562.12</b>	<b>0.00</b>
Total Revenue	0.00	0.00	0.00
Total Expense	82,280.33	12,239.31	70,041.02
<b>Revenues Over/(Under) Expenses</b>	<b>-82,280.33</b>	<b>-12,239.31</b>	<b>70,041.02</b>
<b>Total Equity and Current Surplus (Deficit):</b>	<b>1,624,560.69</b>	<b>1,676,322.81</b>	<b>51,762.12</b>
<b>Total Liabilities, Equity and Current Surplus (Deficit):</b>	<b>1,624,560.69</b>	<b>1,676,322.81</b>	<b>51,762.12</b>





# Income Statement Group Summary

For Fiscal: FY 2021 - 2022 Period Ending: 10/31/2021

FedRpt2	Original Total Budget	Current Total Budget	MTD Activity	YTD Activity	Budget Remaining
<b>Fund: 100 - General Operating Fund</b>					
<b>Revenue</b>					
400 - Water Sales	4,845,000.00	4,845,000.00	464,100.80	1,878,855.57	2,966,144.43
401 - Wastewater Sales	800,000.00	800,000.00	67,553.62	268,284.97	531,715.03
405 - Pntly/Disconnects	277,000.00	277,000.00	19,523.16	96,617.88	180,382.12
410 - Installations	1,260,000.00	1,260,000.00	120,064.20	396,950.24	863,049.76
430 - Miscellaneous	79,075.00	79,075.00	6,133.03	33,482.17	45,592.83
700 - Investment / Interest	25,000.00	25,000.00	399.93	2,619.57	22,380.43
<b>Revenue Total:</b>	<b>7,286,075.00</b>	<b>7,286,075.00</b>	<b>677,774.74</b>	<b>2,676,810.40</b>	<b>4,609,264.60</b>
<b>Expense</b>					
500 - Salaries/Benefits	1,835,300.00	1,835,300.00	121,583.08	566,634.65	1,268,665.35
510 - Tax / Insurance	430,000.00	430,000.00	33,218.03	133,005.34	296,994.66
515 - Utilities/Fuel/Oil	417,500.00	417,500.00	31,756.60	140,969.01	276,530.99
520 - Supplies/Expense	1,530,800.00	1,530,800.00	51,171.65	309,701.12	1,221,098.88
525 - Debt Services	856,000.00	856,000.00	116,058.96	285,941.40	570,058.60
530 - Interest	460,000.00	460,000.00	56,565.30	149,849.28	310,150.72
540 - Dues, Fees, permits, and licenses	75,000.00	75,000.00	0.00	0.00	75,000.00
570 - Office and administrative expense	138,500.00	138,500.00	10,135.65	40,315.20	98,184.80
580 - Professional fees	326,000.00	326,000.00	14,557.20	65,114.23	260,885.77
620 - Other operating expenses	155,000.00	155,000.00	10,427.65	41,086.09	113,913.91
640 - Capital expenditures	300,000.00	300,000.00	0.00	0.00	300,000.00
<b>Expense Total:</b>	<b>6,524,100.00</b>	<b>6,524,100.00</b>	<b>445,474.12</b>	<b>1,732,616.32</b>	<b>4,791,483.68</b>
<b>Fund: 100 - General Operating Fund Surplus (Deficit):</b>	<b>761,975.00</b>	<b>761,975.00</b>	<b>232,300.62</b>	<b>944,194.08</b>	<b>-182,219.08</b>
<b>Fund: 200 - Grant/Loan Fund</b>					
<b>Revenue</b>					
650 - Grant/Loan Revenue	12,211,000.00	12,211,000.00	0.00	0.00	12,211,000.00
<b>Revenue Total:</b>	<b>12,211,000.00</b>	<b>12,211,000.00</b>	<b>0.00</b>	<b>0.00</b>	<b>12,211,000.00</b>
<b>Expense</b>					
660 - Grant/Loan Expense	11,200,000.00	11,200,000.00	55,670.56	271,285.06	10,928,714.94
<b>Expense Total:</b>	<b>11,200,000.00</b>	<b>11,200,000.00</b>	<b>55,670.56</b>	<b>271,285.06</b>	<b>10,928,714.94</b>
<b>Fund: 200 - Grant/Loan Fund Surplus (Deficit):</b>	<b>1,011,000.00</b>	<b>1,011,000.00</b>	<b>-55,670.56</b>	<b>-271,285.06</b>	<b>1,282,285.06</b>
<b>Fund: 900 - Restricted Reserve Fund</b>					
<b>Revenue</b>					
415 - Miscellaneous	4,500.00	4,500.00	0.00	0.00	4,500.00
<b>Revenue Total:</b>	<b>4,500.00</b>	<b>4,500.00</b>	<b>0.00</b>	<b>0.00</b>	<b>4,500.00</b>
<b>Expense</b>					
520 - Supplies/Expense	410,000.00	410,000.00	0.00	12,239.31	397,760.69
660 - Grant/Loan Expense	1,295,000.00	1,295,000.00	0.00	0.00	1,295,000.00
<b>Expense Total:</b>	<b>1,705,000.00</b>	<b>1,705,000.00</b>	<b>0.00</b>	<b>12,239.31</b>	<b>1,692,760.69</b>
<b>Fund: 900 - Restricted Reserve Fund Surplus (Deficit):</b>	<b>-1,700,500.00</b>	<b>-1,700,500.00</b>	<b>0.00</b>	<b>-12,239.31</b>	<b>-1,688,260.69</b>
<b>Total Surplus (Deficit):</b>	<b>72,475.00</b>	<b>72,475.00</b>	<b>176,630.06</b>	<b>660,669.71</b>	

## Fund Summary

Fund	Original Total Budget	Current Total Budget	MTD Activity	YTD Activity	Budget Remaining
100 - General Operating Fund	761,975.00	761,975.00	232,300.62	944,194.08	-182,219.08
200 - Grant/Loan Fund	1,011,000.00	1,011,000.00	-55,670.56	-271,285.06	1,282,285.06
900 - Restricted Reserve Fund	-1,700,500.00	-1,700,500.00	0.00	-12,239.31	-1,688,260.69
<b>Total Surplus (Deficit):</b>	<b>72,475.00</b>	<b>72,475.00</b>	<b>176,630.06</b>	<b>660,669.71</b>	



# Bank Transaction Report

## Transaction Detail

Issued Date Range: 11/01/2021 - 11/30/2021

Cleared Date Range: -

Issued Date	Cleared Date	Number	Description	Module	Status	Type	Amount
<b>Bank Account: Operating Account</b>							
<b>Check</b>							
11/29/2021		<a href="#">28753</a>	ROBERT NORRIS	Utility Billing	Outstanding	Check	-4.58
11/29/2021		<a href="#">28754</a>	KEVIN WILHELM	Utility Billing	Outstanding	Check	-78.20
11/29/2021		<a href="#">28755</a>	ELIZABETH C. DURAN	Utility Billing	Outstanding	Check	-0.29
11/29/2021		<a href="#">28756</a>	MARIA MARQUEZ	Utility Billing	Outstanding	Check	-26.37
11/29/2021		<a href="#">28757</a>	NICOLE TAHUAHUA CARPIO	Utility Billing	Outstanding	Check	-41.75
11/29/2021		<a href="#">28758</a>	CANDELARIA MONTELONGO	Utility Billing	Outstanding	Check	-49.25
11/29/2021		<a href="#">28759</a>	NORMA PEREA	Utility Billing	Outstanding	Check	-22.95
11/29/2021		<a href="#">28760</a>	SHAWNA ADAMS	Utility Billing	Outstanding	Check	-57.87
11/29/2021		<a href="#">28761</a>	PAUL DE LA O	Utility Billing	Outstanding	Check	-45.56
11/29/2021		<a href="#">28762</a>	DORIS OBRIEN ESDERS	Utility Billing	Outstanding	Check	-87.02
11/29/2021		<a href="#">28763</a>	R T D HARDWARE	Utility Billing	Outstanding	Check	-34.52
11/29/2021		<a href="#">28764</a>	CARLOS A VALLES	Utility Billing	Outstanding	Check	-7.35
11/29/2021		<a href="#">28765</a>	DESERT VIEW HOMES, LLC.	Utility Billing	Outstanding	Check	-0.57
11/29/2021		<a href="#">28766</a>	DESERT VIEW HOMES, LLC.	Utility Billing	Outstanding	Check	-25.25
11/29/2021		<a href="#">28767</a>	MYRA LLOYD	Utility Billing	Outstanding	Check	-18.68
11/29/2021		<a href="#">28768</a>	JEANINE CELESTE RODRIGUEZ	Utility Billing	Outstanding	Check	-192.47
11/29/2021		<a href="#">28769</a>	DESERT VIEW HOMES, LLC.	Utility Billing	Outstanding	Check	-40.68
11/29/2021		<a href="#">28770</a>	JESSICA J VARGAS	Utility Billing	Outstanding	Check	-68.95
11/29/2021		<a href="#">28771</a>	JACK COMPTON	Utility Billing	Outstanding	Check	-233.17
11/29/2021		<a href="#">28772</a>	JOHN GARRETT	Utility Billing	Outstanding	Check	-67.49
11/29/2021		<a href="#">28773</a>	RICHARD AROS	Utility Billing	Outstanding	Check	-75.28
11/29/2021		<a href="#">28774</a>	ENCHANTED DESERT HOMES LLC	Utility Billing	Outstanding	Check	-53.02
11/29/2021		<a href="#">28775</a>	FEDERICO DELEON	Utility Billing	Outstanding	Check	-100.00
11/29/2021		<a href="#">28776</a>	RIO SERVICES	Utility Billing	Outstanding	Check	-108.97
11/29/2021		<a href="#">28777</a>	HYDRANT HARMONY BUILDING	Utility Billing	Outstanding	Check	-92.10
11/29/2021		<a href="#">28778</a>	HYDRANT WILLIAMS ENGINEERING CONSTRUCTION	Utility Billing	Outstanding	Check	-936.80
11/29/2021		<a href="#">28779</a>	BEVIN NIEMANN	Utility Billing	Outstanding	Check	-62.61
11/29/2021		<a href="#">28780</a>	360TRAINING.COM,INC	Accounts Payable	Outstanding	Check	-740.95
11/29/2021		<a href="#">28781</a>	360TRAINING.COM,INC	Accounts Payable	Outstanding	Check	-1,594.90
11/29/2021	11/30/2021	<a href="#">28782</a>	8 X 8 INC	Accounts Payable	Cleared	Check	-1,182.88
11/29/2021	11/30/2021	<a href="#">28783</a>	AFLAC	Accounts Payable	Cleared	Check	-870.46
11/29/2021		<a href="#">28784</a>	Bohannon Huston	Accounts Payable	Outstanding	Check	-11,770.86
11/29/2021		<a href="#">28785</a>	Bohannon Huston	Accounts Payable	Outstanding	Check	-4,111.67
11/29/2021		<a href="#">28786</a>	Celina M Apodaca	Accounts Payable	Outstanding	Check	-141.89
11/29/2021		<a href="#">28787</a>	Celina M Apodaca	Accounts Payable	Outstanding	Check	-54.16

**Bank Transaction Report**

Issued Date Range: -

Issued Date	Cleared Date	Number	Description	Module	Status	Type	Amount
11/29/2021	11/30/2021	<a href="#">28788</a>	Century Link	Accounts Payable	Cleared	Check	-70.80
11/29/2021	11/30/2021	<a href="#">28789</a>	City of Las Cruces	Accounts Payable	Cleared	Check	-438.07
11/29/2021	11/30/2021	<a href="#">28790</a>	City of Las Cruces	Accounts Payable	Cleared	Check	-7,591.43
11/29/2021	11/30/2021	<a href="#">28791</a>	City of Las Cruces	Accounts Payable	Cleared	Check	-16.87
11/29/2021	11/30/2021	<a href="#">28792</a>	City of Las Cruces	Accounts Payable	Cleared	Check	-1,592.08
11/29/2021	11/30/2021	<a href="#">28793</a>	City of Las Cruces	Accounts Payable	Cleared	Check	-722.74
11/29/2021	11/30/2021	<a href="#">28794</a>	City of Las Cruces	Accounts Payable	Cleared	Check	-438.07
11/29/2021	11/30/2021	<a href="#">28795</a>	Comcast	Accounts Payable	Cleared	Check	-271.00
11/29/2021	11/30/2021	<a href="#">28796</a>	Comcast	Accounts Payable	Cleared	Check	-311.54
11/29/2021	11/30/2021	<a href="#">28797</a>	Comcast	Accounts Payable	Cleared	Check	-407.27
11/29/2021		<a href="#">28798</a>	Core & Main LP	Accounts Payable	Outstanding	Check	-13.34
11/29/2021		<a href="#">28799</a>	Core & Main LP	Accounts Payable	Outstanding	Check	-8,285.95
11/29/2021		<a href="#">28800</a>	Core & Main LP	Accounts Payable	Outstanding	Check	-15,630.33
11/29/2021		<a href="#">28801</a>	Core & Main LP	Accounts Payable	Outstanding	Check	-2,892.94
11/29/2021	11/30/2021	<a href="#">28802</a>	Delta Dental of New Mexico	Accounts Payable	Cleared	Check	-913.84
11/29/2021		<a href="#">28803</a>	Dona Ana County Treasurer	Accounts Payable	Outstanding	Check	-1,015.76
11/29/2021		<a href="#">28804</a>	Dona Ana County Treasurer	Accounts Payable	Outstanding	Check	-8.92
11/29/2021		<a href="#">28805</a>	Dona Ana County Treasurer	Accounts Payable	Outstanding	Check	-573.56
11/29/2021		<a href="#">28806</a>	Dona Ana County Treasurer	Accounts Payable	Outstanding	Check	-258.04
11/29/2021		<a href="#">28807</a>	Dona Ana County Treasurer	Accounts Payable	Outstanding	Check	-11.52
11/29/2021		<a href="#">28808</a>	Dona Ana County Treasurer	Accounts Payable	Outstanding	Check	-938.64
11/29/2021		<a href="#">28809</a>	Dona Ana County Treasurer	Accounts Payable	Outstanding	Check	-2,249.16
11/29/2021		<a href="#">28810</a>	Dona Ana County Treasurer	Accounts Payable	Outstanding	Check	-3,081.96
11/29/2021		<a href="#">28811</a>	Dona Ana County Treasurer	Accounts Payable	Outstanding	Check	-186.84
11/29/2021		<a href="#">28812</a>	Dona Ana County Treasurer	Accounts Payable	Outstanding	Check	-2,277.48
11/29/2021		<a href="#">28813</a>	Dona Ana County Treasurer	Accounts Payable	Outstanding	Check	-26.72
11/29/2021		<a href="#">28814</a>	Dona Ana County Treasurer	Accounts Payable	Outstanding	Check	-37.32
11/29/2021		<a href="#">28815</a>	Dona Ana County Treasurer	Accounts Payable	Outstanding	Check	-275.80
11/29/2021		<a href="#">28816</a>	Dona Ana County Treasurer	Accounts Payable	Outstanding	Check	-16.00
11/29/2021		<a href="#">28817</a>	Dona Ana County Treasurer	Accounts Payable	Outstanding	Check	-275.80
11/29/2021		<a href="#">28818</a>	Dona Ana County Treasurer	Accounts Payable	Outstanding	Check	-13.36
11/29/2021		<a href="#">28819</a>	Dona Ana County Treasurer	Accounts Payable	Outstanding	Check	-5.00
11/29/2021		<a href="#">28820</a>	Dona Ana County Treasurer	Accounts Payable	Outstanding	Check	-777.76
11/29/2021		<a href="#">28821</a>	Dona Ana County Treasurer	Accounts Payable	Outstanding	Check	-5.00
11/29/2021		<a href="#">28822</a>	Dona Ana County Treasurer	Accounts Payable	Outstanding	Check	-11.52
11/29/2021		<a href="#">28823</a>	Dona Ana County Treasurer	Accounts Payable	Outstanding	Check	-274.28
11/29/2021		<a href="#">28824</a>	Dona Ana County Treasurer	Accounts Payable	Outstanding	Check	-275.80
11/29/2021		<a href="#">28825</a>	Dona Ana County Treasurer	Accounts Payable	Outstanding	Check	-9.44
11/29/2021		<a href="#">28826</a>	Dona Ana County Treasurer	Accounts Payable	Outstanding	Check	-173.48
11/29/2021		<a href="#">28827</a>	Dona Ana County Treasurer	Accounts Payable	Outstanding	Check	-8.92
11/29/2021		<a href="#">28828</a>	Dona Ana County Treasurer	Accounts Payable	Outstanding	Check	-3,495.60
11/29/2021		<a href="#">28829</a>	Dona Ana County Treasurer	Accounts Payable	Outstanding	Check	-8.92
11/29/2021		<a href="#">28830</a>	Dona Ana County Treasurer	Accounts Payable	Outstanding	Check	-1,609.28

**Bank Transaction Report**

**Issued Date Range: -**

Issued Date	Cleared Date	Number	Description	Module	Status	Type	Amount
11/29/2021		<a href="#">28831</a>	Dona Ana County Treasurer	Accounts Payable	Outstanding	Check	-10.68
11/29/2021		<a href="#">28832</a>	Dona Ana County Treasurer	Accounts Payable	Outstanding	Check	-177.92
11/29/2021		<a href="#">28833</a>	Dona Ana County Treasurer	Accounts Payable	Outstanding	Check	-8.92
11/29/2021		<a href="#">28834</a>	Dona Ana County Treasurer	Accounts Payable	Outstanding	Check	-256.24
11/29/2021		<a href="#">28835</a>	Dona Ana County Treasurer	Accounts Payable	Outstanding	Check	-275.80
11/29/2021		<a href="#">28836</a>	Dona Ana County Treasurer	Accounts Payable	Outstanding	Check	-42.72
11/29/2021		<a href="#">28837</a>	Dona Ana County Treasurer	Accounts Payable	Outstanding	Check	-5.00
11/29/2021	11/30/2021	<a href="#">28838</a>	Dona Ana Mutual Domestic Water Consumers Association	Accounts Payable	Cleared	Check	-36.22
11/29/2021	11/30/2021	<a href="#">28839</a>	Dona Ana Mutual Domestic Water Consumers Association	Accounts Payable	Cleared	Check	-75.37
11/29/2021	11/30/2021	<a href="#">28840</a>	Dona Ana Mutual Domestic Water Consumers Association	Accounts Payable	Cleared	Check	-75.46
11/29/2021	11/30/2021	<a href="#">28841</a>	Dona Ana Mutual Domestic Water Consumers Association	Accounts Payable	Cleared	Check	-53.90
11/29/2021		<a href="#">28842</a>	DPC Industries, Inc.	Accounts Payable	Outstanding	Check	-3,299.85
11/29/2021		<a href="#">28843</a>	DPC Industries, Inc.	Accounts Payable	Outstanding	Check	-240.00
11/29/2021		<a href="#">28844</a>	Eagle Security, LLC	Accounts Payable	Outstanding	Check	-162.71
11/29/2021	11/30/2021	<a href="#">28845</a>	El Paso Electric	Accounts Payable	Cleared	Check	-301.57
11/29/2021	11/30/2021	<a href="#">28846</a>	El Paso Electric	Accounts Payable	Cleared	Check	-321.31
11/29/2021	11/30/2021	<a href="#">28847</a>	El Paso Electric	Accounts Payable	Cleared	Check	-15.76
11/29/2021	11/30/2021	<a href="#">28848</a>	El Paso Electric	Accounts Payable	Cleared	Check	-22.50
11/29/2021	11/30/2021	<a href="#">28849</a>	El Paso Electric	Accounts Payable	Cleared	Check	-15.76
11/29/2021	11/30/2021	<a href="#">28850</a>	El Paso Electric	Accounts Payable	Cleared	Check	-1,593.81
11/29/2021	11/30/2021	<a href="#">28851</a>	El Paso Electric	Accounts Payable	Cleared	Check	-414.49
11/29/2021	11/30/2021	<a href="#">28852</a>	El Paso Electric	Accounts Payable	Cleared	Check	-2,577.34
11/29/2021	11/30/2021	<a href="#">28853</a>	El Paso Electric	Accounts Payable	Cleared	Check	-17.56
11/29/2021	11/30/2021	<a href="#">28854</a>	El Paso Electric	Accounts Payable	Cleared	Check	-22.50
11/29/2021	11/30/2021	<a href="#">28855</a>	El Paso Electric	Accounts Payable	Cleared	Check	-206.73
11/29/2021	11/30/2021	<a href="#">28856</a>	El Paso Electric	Accounts Payable	Cleared	Check	-284.32
11/29/2021	11/30/2021	<a href="#">28857</a>	El Paso Electric	Accounts Payable	Cleared	Check	-1,688.03
11/29/2021	11/30/2021	<a href="#">28858</a>	El Paso Electric	Accounts Payable	Cleared	Check	-45.68
11/29/2021	11/30/2021	<a href="#">28859</a>	El Paso Electric	Accounts Payable	Cleared	Check	-1,479.25
11/29/2021	11/30/2021	<a href="#">28860</a>	El Paso Electric	Accounts Payable	Cleared	Check	-334.31
11/29/2021	11/30/2021	<a href="#">28861</a>	El Paso Electric	Accounts Payable	Cleared	Check	-451.46
11/29/2021	11/30/2021	<a href="#">28862</a>	El Paso Electric	Accounts Payable	Cleared	Check	-2,150.36
11/29/2021	11/30/2021	<a href="#">28863</a>	El Paso Electric	Accounts Payable	Cleared	Check	-15.76
11/29/2021	11/30/2021	<a href="#">28864</a>	El Paso Electric	Accounts Payable	Cleared	Check	-57.56
11/29/2021	11/30/2021	<a href="#">28865</a>	El Paso Electric	Accounts Payable	Cleared	Check	-126.02
11/29/2021	11/30/2021	<a href="#">28866</a>	El Paso Electric	Accounts Payable	Cleared	Check	-49.34
11/29/2021	11/30/2021	<a href="#">28867</a>	El Paso Electric	Accounts Payable	Cleared	Check	-15.76
11/29/2021	11/30/2021	<a href="#">28868</a>	El Paso Electric	Accounts Payable	Cleared	Check	-160.41
11/29/2021	11/30/2021	<a href="#">28869</a>	El Paso Electric	Accounts Payable	Cleared	Check	-85.10
11/29/2021	11/30/2021	<a href="#">28870</a>	El Paso Electric	Accounts Payable	Cleared	Check	-111.66
11/29/2021	11/30/2021	<a href="#">28871</a>	El Paso Electric	Accounts Payable	Cleared	Check	-15.76
11/29/2021	11/30/2021	<a href="#">28872</a>	El Paso Electric	Accounts Payable	Cleared	Check	-319.24
11/29/2021	11/30/2021	<a href="#">28873</a>	El Paso Electric	Accounts Payable	Cleared	Check	-3,922.92

**Bank Transaction Report**

**Issued Date Range: -**

Issued Date	Cleared Date	Number	Description	Module	Status	Type	Amount
11/29/2021	11/30/2021	<a href="#">28874</a>	El Paso Electric	Accounts Payable	Cleared	Check	-1,299.63
11/29/2021		<a href="#">28875</a>	EMT Electric	Accounts Payable	Outstanding	Check	-238.29
11/29/2021		<a href="#">28876</a>	EVOQUA WATER TECHNOLOGIES, LLC	Accounts Payable	Outstanding	Check	-13,626.69
11/29/2021	11/30/2021	<a href="#">28877</a>	FLEETMATICS USA LLC	Accounts Payable	Cleared	Check	-689.61
11/29/2021		<a href="#">28878</a>	Frank & Martha Silva	Accounts Payable	Outstanding	Check	-40.00
11/29/2021		<a href="#">28879</a>	Grassel, Kevin	Accounts Payable	Outstanding	Check	-9.75
11/29/2021	11/30/2021	<a href="#">28880</a>	HOMESERVE USA CORP	Accounts Payable	Cleared	Check	-10,171.05
11/29/2021		<a href="#">28881</a>	Hoop T Dudes Inc	Accounts Payable	Outstanding	Check	-281.45
11/29/2021	11/30/2021	<a href="#">28882</a>	Internal Revenue Service	Accounts Payable	Cleared	Check	-43.62
11/29/2021	11/30/2021	<a href="#">28883</a>	Internal Revenue Service	Accounts Payable	Cleared	Check	-10,374.85
11/29/2021	11/30/2021	<a href="#">28884</a>	Internal Revenue Service	Accounts Payable	Cleared	Check	-10,695.31
11/29/2021	11/30/2021	<a href="#">28885</a>	Kosh Solutions, LLC	Accounts Payable	Cleared	Check	-2,145.20
11/29/2021		<a href="#">28886</a>	L & E Motor Works Ltd	Accounts Payable	Outstanding	Check	-287.03
11/29/2021		<a href="#">28887</a>	Law Office of Joshua L. Smith, LLC	Accounts Payable	Outstanding	Check	-176.55
11/29/2021		<a href="#">28888</a>	Law Office of Joshua L. Smith, LLC	Accounts Payable	Outstanding	Check	-375.84
11/29/2021		<a href="#">28889</a>	Law Office of Joshua L. Smith, LLC	Accounts Payable	Outstanding	Check	-2,725.68
11/29/2021		<a href="#">28890</a>	Law Office of Joshua L. Smith, LLC	Accounts Payable	Outstanding	Check	-309.77
11/29/2021		<a href="#">28891</a>	Maddox Plumbing. IC	Accounts Payable	Outstanding	Check	-209.58
11/29/2021	11/30/2021	<a href="#">28892</a>	MEGAHURTZ COMPUTER CONSULTING, INC.	Accounts Payable	Cleared	Check	-54.16
11/29/2021		<a href="#">28893</a>	MORSCO Supply, LLC	Accounts Payable	Outstanding	Check	-210.00
11/29/2021	11/30/2021	<a href="#">28894</a>	Natural Gas Processing Co., and its divisions	Accounts Payable	Cleared	Check	-24.47
11/29/2021	11/30/2021	<a href="#">28895</a>	Natural Gas Processing Co., and its divisions	Accounts Payable	Cleared	Check	-27.12
11/29/2021	11/30/2021	<a href="#">28896</a>	Natural Gas Processing Co., and its divisions	Accounts Payable	Cleared	Check	-25.35
11/29/2021	11/30/2021	<a href="#">28897</a>	Natural Gas Processing Co., and its divisions	Accounts Payable	Cleared	Check	-15.02
11/29/2021	11/30/2021	<a href="#">28898</a>	Natural Gas Processing Co., and its divisions	Accounts Payable	Cleared	Check	-20.92
11/29/2021	11/30/2021	<a href="#">28899</a>	Natural Gas Processing Co., and its divisions	Accounts Payable	Cleared	Check	-20.92
11/29/2021		<a href="#">28900</a>	New Mexico Child Support Enforcement Division	Accounts Payable	Outstanding	Check	-142.62
11/29/2021		<a href="#">28901</a>	New Mexico Child Support Enforcement Division	Accounts Payable	Outstanding	Check	-35.11
11/29/2021		<a href="#">28902</a>	New Mexico Child Support Enforcement Division	Accounts Payable	Outstanding	Check	-142.62
11/29/2021		<a href="#">28903</a>	New Mexico Child Support Enforcement Division	Accounts Payable	Outstanding	Check	-35.11
11/29/2021	11/30/2021	<a href="#">28904</a>	New Mexico Mutual Casualty Company	Accounts Payable	Cleared	Check	-1,270.00
11/29/2021		<a href="#">28905</a>	New Mexico Rural Water Association	Accounts Payable	Outstanding	Check	-6,925.00
11/29/2021	11/30/2021	<a href="#">28906</a>	New Mexico State Tax & Revenue	Accounts Payable	Cleared	Check	-115.95
11/29/2021	11/30/2021	<a href="#">28907</a>	New Mexico State Tax & Revenue	Accounts Payable	Cleared	Check	-1,298.38
11/29/2021	11/30/2021	<a href="#">28908</a>	New Mexico State Tax & Revenue	Accounts Payable	Cleared	Check	-372.77
11/29/2021	11/30/2021	<a href="#">28909</a>	OpenEdge	Accounts Payable	Cleared	Check	-4,208.20
11/29/2021	11/30/2021	<a href="#">28910</a>	OpenEdge	Accounts Payable	Cleared	Check	-611.11
11/29/2021	11/30/2021	<a href="#">28911</a>	Pitney Bowes Global Financial Services LLC	Accounts Payable	Cleared	Check	-201.00
11/29/2021		<a href="#">28912</a>	Shine 4 Ever Commercial Services, LLC	Accounts Payable	Outstanding	Check	-649.88
11/29/2021	11/30/2021	<a href="#">28913</a>	Southwest Disposal	Accounts Payable	Cleared	Check	-276.23
11/29/2021	11/30/2021	<a href="#">28914</a>	Southwest Disposal	Accounts Payable	Cleared	Check	-158.79
11/29/2021		<a href="#">28915</a>	State of New Mexico	Accounts Payable	Outstanding	Check	-760.00
11/29/2021	11/30/2021	<a href="#">28916</a>	State of New Mexico	Accounts Payable	Cleared	Check	-8,861.94

**Bank Transaction Report**

Issued Date Range: -

Issued Date	Cleared Date	Number	Description	Module	Status	Type	Amount
11/29/2021	11/30/2021	<a href="#">28917</a>	United Healthcare	Accounts Payable	Cleared	Check	-18,656.68
11/29/2021	11/30/2021	<a href="#">28918</a>	UNUM	Accounts Payable	Cleared	Check	-993.63
11/29/2021		<a href="#">28919</a>	USA Bluebook	Accounts Payable	Outstanding	Check	-348.55
11/29/2021		<a href="#">28920</a>	USA Bluebook	Accounts Payable	Outstanding	Check	-1,574.03
11/29/2021	11/30/2021	<a href="#">28921</a>	USDA-RUS	Accounts Payable	Cleared	Check	-2,958.00
11/29/2021	11/30/2021	<a href="#">28922</a>	USDA-RUS	Accounts Payable	Cleared	Check	-2,693.00
11/29/2021	11/30/2021	<a href="#">28923</a>	USDA-RUS	Accounts Payable	Cleared	Check	-7,291.00
11/29/2021	11/30/2021	<a href="#">28924</a>	USDA-RUS	Accounts Payable	Cleared	Check	-2,376.00
11/29/2021		<a href="#">28925</a>	Vall Information Systems, Inc	Accounts Payable	Outstanding	Check	-3,372.53
11/29/2021	11/30/2021	<a href="#">28926</a>	Verizon Wireless	Accounts Payable	Cleared	Check	-585.30
11/29/2021		<a href="#">28927</a>	Vermeer New Mexico, Inc	Accounts Payable	Outstanding	Check	-2,073.76
11/29/2021		<a href="#">28928</a>	Wagner Equipment CO	Accounts Payable	Outstanding	Check	-228.00
11/29/2021	11/30/2021	<a href="#">28929</a>	Wells Fargo Bank	Accounts Payable	Cleared	Check	-1,695.39
11/29/2021	11/30/2021	<a href="#">28930</a>	Wells Fargo Bank	Accounts Payable	Cleared	Check	-517.22
11/29/2021	11/30/2021	<a href="#">28931</a>	WEX Fleet Universal	Accounts Payable	Cleared	Check	-2,805.69
11/29/2021		<a href="#">28932</a>	WorkMed Inc ./Benito Gallardo	Accounts Payable	Outstanding	Check	-205.79
11/30/2021		<a href="#">28933</a>	American Document Services	Accounts Payable	Outstanding	Check	-186.57
11/30/2021		<a href="#">28934</a>	Bohannan Huston	Accounts Payable	Outstanding	Check	-6,688.30
11/30/2021		<a href="#">28935</a>	Celina M Apodaca	Accounts Payable	Outstanding	Check	-16.25
11/30/2021		<a href="#">28936</a>	Celina M Apodaca	Accounts Payable	Outstanding	Check	-16.25
11/30/2021		<a href="#">28937</a>	Celina M Apodaca	Accounts Payable	Outstanding	Check	-16.25
11/30/2021		<a href="#">28938</a>	Celina M Apodaca	Accounts Payable	Outstanding	Check	-141.89
11/30/2021		<a href="#">28939</a>	Elephant Butte Irrigation District	Accounts Payable	Outstanding	Check	-6,784.63
11/30/2021		<a href="#">28940</a>	MORSCO Supply, LLC	Accounts Payable	Outstanding	Check	-59.00
11/30/2021		<a href="#">28941</a>	New Mexico State Tax & Revenue	Accounts Payable	Outstanding	Check	-26,131.50
11/30/2021		<a href="#">28942</a>	New Mexico State Tax & Revenue	Accounts Payable	Outstanding	Check	-2,210.14
11/30/2021	11/30/2021	<a href="#">28943</a>	Secretary of State of New Mexico	Accounts Payable	Cleared	Check	-10.00
11/30/2021	11/30/2021	<a href="#">28944</a>	Secretary of State of New Mexico	Accounts Payable	Cleared	Check	-10.00
11/30/2021		<a href="#">28945</a>	Sisbarro	Accounts Payable	Outstanding	Check	-676.28
11/30/2021	11/30/2021	<a href="#">28946</a>	State of New Mexico	Accounts Payable	Cleared	Check	-8,823.07
11/30/2021	11/30/2021	<a href="#">28947</a>	VISION SERVICE PLAN	Accounts Payable	Cleared	Check	-223.26
11/30/2021	11/30/2021	<a href="#">28948</a>	Wells Fargo Bank	Accounts Payable	Cleared	Check	-8,483.05
<b>Check Total: (196)</b>							<b>-291,054.31</b>
<b>EFT</b>							
11/08/2021	11/30/2021	<a href="#">EFT00024FY22</a>	Payroll EFT	Payroll	Cleared	EFT	-11,743.62
11/08/2021	11/30/2021	<a href="#">EFT00025FY22</a>	Payroll EFT	Payroll	Cleared	EFT	-19,430.38
11/18/2021	11/30/2021	<a href="#">EFT00026FY22</a>	Payroll EFT	Payroll	Cleared	EFT	-263.19
11/22/2021	11/30/2021	<a href="#">EFT00027FY22</a>	Payroll EFT	Payroll	Cleared	EFT	-11,594.58
11/22/2021	11/30/2021	<a href="#">EFT00028FY22</a>	Payroll EFT	Payroll	Cleared	EFT	-18,855.98
11/22/2021	11/30/2021	<a href="#">EFT00042FY22</a>	Payroll EFT	Payroll	Cleared	EFT	-185.64
11/30/2021		<a href="#">650</a>	New Mexico Finance Authority	Accounts Payable	Outstanding	EFT	-10,437.75
11/30/2021		<a href="#">651</a>	New Mexico Finance Authority	Accounts Payable	Outstanding	EFT	-11,779.92

**Bank Transaction Report**

**Issued Date Range: -**

<b>Issued Date</b>	<b>Cleared Date</b>	<b>Number</b>	<b>Description</b>	<b>Module</b>	<b>Status</b>	<b>Type</b>	<b>Amount</b>
11/30/2021		<a href="#">652</a>	New Mexico Finance Authority	Accounts Payable	Outstanding	EFT	-7,925.04
<b>EFT Total: (9)</b>							<b>-92,216.10</b>
<b>Bank Account Total: (205)</b>							<b>-383,270.41</b>
<b>Report Total: (205)</b>							<b>-383,270.41</b>





# Budget Report Group Summary

For Fiscal: FY 2021 - 2022 Period Ending: 11/30/2021

StateRpt...	Original Total Budget	Current Total Budget	Period Activity	Fiscal Activity	Variance Favorable (Unfavorable)	Percent Remaining
<b>Fund: 100 - General Operating Fund</b>						
<b>Revenue</b>						
400 - Water Sales	4,230,000.00	4,230,000.00	373,446.25	2,010,192.59	-2,219,807.41	52.48 %
405 - Wastewater Sales	815,000.00	815,000.00	79,882.66	351,604.28	-463,395.72	56.86 %
410 - Connection/Reconnection Charges	130,000.00	130,000.00	8,242.42	49,399.76	-80,600.24	62.00 %
420 - Water New Connections & Service Fees	1,530,000.00	1,530,000.00	62,086.75	598,629.23	-931,370.77	60.87 %
425 - Wastewater New Connections & Service Fees	400,000.00	400,000.00	18,965.50	143,285.48	-256,714.52	64.18 %
430 - Water Late Fees & Penalties	75,000.00	75,000.00	5,284.03	35,768.22	-39,231.78	52.31 %
435 - Wastewater Late Fees & Penalties	12,000.00	12,000.00	458.69	4,101.05	-7,898.95	65.82 %
440 - Taxes	25,000.00	25,000.00	1,736.71	10,160.28	-14,839.72	59.36 %
450 - Other Operating Revenue	69,075.00	69,075.00	26,471.26	50,243.78	-18,831.22	27.26 %
<b>Revenue Total:</b>	<b>7,286,075.00</b>	<b>7,286,075.00</b>	<b>576,574.27</b>	<b>3,253,384.67</b>	<b>-4,032,690.33</b>	<b>55.35 %</b>
<b>Expense</b>						
500 - Salaries	1,332,500.00	1,332,500.00	91,000.38	506,042.42	826,457.58	62.02 %
501 - Employee Benefits	527,300.00	527,300.00	32,398.60	192,000.87	335,299.13	63.59 %
505 - Electricity	327,000.00	327,000.00	18,121.90	129,648.22	197,351.78	60.35 %
515 - Other Utilities - Gas, Water, Sewer, Telephone	61,000.00	61,000.00	3,709.59	23,483.76	37,516.24	61.50 %
520 - System Parts & Supplies	709,500.00	709,500.00	40,413.44	178,739.19	530,760.81	74.81 %
525 - System Repairs and Maintenance	475,000.00	475,000.00	538.66	110,711.01	364,288.99	76.69 %
530 - Vehicles Expenses	46,000.00	46,000.00	3,481.97	18,187.99	27,812.01	60.46 %
535 - Office and Administrative Expenses	167,650.00	167,650.00	5,335.88	31,232.80	136,417.20	81.37 %
540 - Professional Services - Accounting, Engineering, L	321,500.00	321,500.00	12,658.04	77,114.81	244,385.19	76.01 %
545 - Insurance	60,000.00	60,000.00	0.00	0.00	60,000.00	100.00 %
550 - Due, Fees, Permits and Licenses	194,600.00	194,600.00	7,968.60	45,783.74	148,816.26	76.47 %
555 - Taxes - Gross Receipts Tax, Conservation Fee	375,000.00	375,000.00	27,918.60	162,505.67	212,494.33	56.67 %
560 - Training	33,000.00	33,000.00	2,335.85	22,201.13	10,798.87	32.72 %
590 - Miscellaneous	278,050.00	278,050.00	30,003.85	75,059.39	202,990.61	73.01 %
598 - Debt Payment - Principal	856,000.00	856,000.00	27,044.48	312,985.88	543,014.12	63.44 %
599 - Debt Payments - Interest	460,000.00	460,000.00	18,416.23	168,265.51	291,734.49	63.42 %
750 - Water Rights Expense	300,000.00	300,000.00	0.00	0.00	300,000.00	100.00 %
<b>Expense Total:</b>	<b>6,524,100.00</b>	<b>6,524,100.00</b>	<b>321,346.07</b>	<b>2,053,962.39</b>	<b>4,470,137.61</b>	<b>68.52 %</b>
<b>Fund: 100 - General Operating Fund Surplus (Deficit):</b>	<b>761,975.00</b>	<b>761,975.00</b>	<b>255,228.20</b>	<b>1,199,422.28</b>	<b>437,447.28</b>	<b>-57.41 %</b>
<b>Fund: 200 - Grant/Loan Fund</b>						
<b>Revenue</b>						
600 - Grant Revenue	12,211,000.00	12,211,000.00	0.00	0.00	-12,211,000.00	100.00 %
<b>Revenue Total:</b>	<b>12,211,000.00</b>	<b>12,211,000.00</b>	<b>0.00</b>	<b>0.00</b>	<b>-12,211,000.00</b>	<b>100.00 %</b>
<b>Expense</b>						
650 - Grant Expense	11,200,000.00	11,200,000.00	29,355.46	300,640.52	10,899,359.48	97.32 %
<b>Expense Total:</b>	<b>11,200,000.00</b>	<b>11,200,000.00</b>	<b>29,355.46</b>	<b>300,640.52</b>	<b>10,899,359.48</b>	<b>97.32 %</b>
<b>Fund: 200 - Grant/Loan Fund Surplus (Deficit):</b>	<b>1,011,000.00</b>	<b>1,011,000.00</b>	<b>-29,355.46</b>	<b>-300,640.52</b>	<b>-1,311,640.52</b>	<b>129.74 %</b>
<b>Fund: 900 - Restricted Reserve Fund</b>						
<b>Revenue</b>						
450 - Other Operating Revenue	4,500.00	4,500.00	0.00	0.00	-4,500.00	100.00 %
<b>Revenue Total:</b>	<b>4,500.00</b>	<b>4,500.00</b>	<b>0.00</b>	<b>0.00</b>	<b>-4,500.00</b>	<b>100.00 %</b>
<b>Expense</b>						
650 - Grant Expense	1,295,000.00	1,295,000.00	0.00	0.00	1,295,000.00	100.00 %
740 - Capital Purchases	410,000.00	410,000.00	0.00	12,239.31	397,760.69	97.01 %

**Budget Report**

For Fiscal: FY 2021 - 2022 Period Ending: 11/30/2021

StateRpt...	Original Total Budget	Current Total Budget	Period Activity	Fiscal Activity	Variance Favorable (Unfavorable)	Percent Remaining
Expense Total:	1,705,000.00	1,705,000.00	0.00	12,239.31	1,692,760.69	99.28 %
Fund: 900 - Restricted Reserve Fund Surplus (Deficit):	-1,700,500.00	-1,700,500.00	0.00	-12,239.31	1,688,260.69	99.28 %
Report Surplus (Deficit):	72,475.00	72,475.00	225,872.74	886,542.45	814,067.45	-1,123.24 %

## Fund Summary

Fund	Original Total Budget	Current Total Budget	Period Activity	Fiscal Activity	Variance Favorable (Unfavorable)
100 - General Operating Fund	761,975.00	761,975.00	255,228.20	1,199,422.28	437,447.28
200 - Grant/Loan Fund	1,011,000.00	1,011,000.00	-29,355.46	-300,640.52	-1,311,640.52
900 - Restricted Reserve Fund	-1,700,500.00	-1,700,500.00	0.00	-12,239.31	1,688,260.69
<b>Report Surplus (Deficit):</b>	<b>72,475.00</b>	<b>72,475.00</b>	<b>225,872.74</b>	<b>886,542.45</b>	<b>814,067.45</b>



	Prior Year Balance	Current Year Balance	Variance Favorable / (Unfavorable)
<b>Fund: 100 - General Operating Fund</b>			
<b>Assets</b>			
<b>ReportOnly1: 10 - Current Assets</b>			
100 - Cash & Cash Equivalents	2,252,918.86	3,101,327.94	848,409.08
105 - Due From Other Governments	0.00	0.00	0.00
110 - Accounts Receivable	0.00	0.00	0.00
120 - Fund Transfers	11,481.19	321,521.59	310,040.40
130 - Inventories	535,363.16	563,419.46	28,056.30
140 - Prepaid Expenses	0.00	0.00	0.00
145 - Refundable Deposits	0.00	0.00	0.00
146 - Restricted Cash	184,249.40	184,257.12	7.72
147 - Restricted Investments	0.00	0.00	0.00
<b>Total ReportOnly1 10 - Current Assets:</b>	<b>2,984,012.61</b>	<b>4,170,526.11</b>	<b>1,186,513.50</b>
<b>ReportOnly1: 15 - Long-term Assets</b>			
150 - Capital Assets, Net	0.00	0.00	0.00
<b>Total ReportOnly1 15 - Long-term Assets:</b>	<b>0.00</b>	<b>0.00</b>	<b>0.00</b>
<b>Total Assets:</b>	<b>2,984,012.61</b>	<b>4,170,526.11</b>	<b>1,186,513.50</b>
<b>Liability</b>			
<b>ReportOnly1: 10 - Current Assets</b>			
105 - Due From Other Governments	0.00	0.00	0.00
130 - Inventories	0.00	-14,844.38	14,844.38
<b>Total ReportOnly1 10 - Current Assets:</b>	<b>0.00</b>	<b>-14,844.38</b>	<b>14,844.38</b>
<b>ReportOnly1: 20 - Short-term Liabilities</b>			
200 - Accounts Payable	-1,059.58	-15,711.98	14,652.40
210 - Due to Other Governments	0.00	0.00	0.00
214 - Accrued Payroll	970.94	17,558.94	-16,588.00
222 - Customer Deposits	0.00	0.00	0.00
<b>Total ReportOnly1 20 - Short-term Liabilities:</b>	<b>-88.64</b>	<b>1,846.96</b>	<b>-1,935.60</b>
<b>ReportOnly1: 25 - Long-term Liabilities</b>			
250 - Compensated Absences	0.00	0.00	0.00
251 - Long-term Debt	0.00	0.00	0.00
<b>Total ReportOnly1 25 - Long-term Liabilities:</b>	<b>0.00</b>	<b>0.00</b>	<b>0.00</b>
<b>Total Liability:</b>	<b>-88.64</b>	<b>-12,997.42</b>	<b>12,908.78</b>
<b>Equity</b>			
<b>ReportOnly1: 15 - Long-term Assets</b>			
150 - Capital Assets, Net	99,669.86	99,669.86	0.00
<b>Total ReportOnly1 15 - Long-term Assets:</b>	<b>99,669.86</b>	<b>99,669.86</b>	<b>0.00</b>
<b>ReportOnly1: 30 - Net Assets</b>			
300 - Net Assets	957,647.39	2,884,431.39	0.00
<b>Total ReportOnly1 30 - Net Assets:</b>	<b>957,647.39</b>	<b>2,884,431.39</b>	<b>0.00</b>
<b>Total Beginning Equity:</b>	<b>1,057,317.25</b>	<b>2,984,101.25</b>	<b>0.00</b>
Total Revenue	6,934,736.65	3,253,384.67	-3,681,351.98
Total Expense	5,021,737.82	2,053,962.39	2,967,775.43
<b>Revenues Over/(Under) Expenses</b>	<b>1,912,998.83</b>	<b>1,199,422.28</b>	<b>-713,576.55</b>
<b>Total Equity and Current Surplus (Deficit):</b>	<b>2,970,316.08</b>	<b>4,183,523.53</b>	<b>1,213,207.45</b>
<b>Total Liabilities, Equity and Current Surplus (Deficit):</b>	<b>2,970,227.44</b>	<b>4,170,526.11</b>	<b>1,200,298.67</b>

Balance Sheet

As Of 11/30/2021

	Prior Year Balance	Current Year Balance	Variance Favorable / (Unfavorable)
<b>Fund: 200 - Grant/Loan Fund</b>			
<b>Assets</b>			
<b>ReportOnly1: 10 - Current Assets</b>			
100 - Cash & Cash Equivalents	0.00	0.00	0.00
105 - Due From Other Governments	0.00	0.00	0.00
120 - Fund Transfers	0.00	-300,640.52	-300,640.52
146 - Restricted Cash	0.00	0.00	0.00
<b>Total ReportOnly1 10 - Current Assets:</b>	<b>0.00</b>	<b>-300,640.52</b>	<b>-300,640.52</b>
<b>ReportOnly1: 15 - Long-term Assets</b>			
150 - Capital Assets, Net	0.00	0.00	0.00
<b>Total ReportOnly1 15 - Long-term Assets:</b>	<b>0.00</b>	<b>0.00</b>	<b>0.00</b>
<b>Total Assets:</b>	<b>0.00</b>	<b>-300,640.52</b>	<b>-300,640.52</b>
<b>Liability</b>			
<b>ReportOnly1: 20 - Short-term Liabilities</b>			
200 - Accounts Payable	0.00	0.00	0.00
<b>Total ReportOnly1 20 - Short-term Liabilities:</b>	<b>0.00</b>	<b>0.00</b>	<b>0.00</b>
<b>ReportOnly1: 25 - Long-term Liabilities</b>			
251 - Long-term Debt	0.00	0.00	0.00
<b>Total ReportOnly1 25 - Long-term Liabilities:</b>	<b>0.00</b>	<b>0.00</b>	<b>0.00</b>
<b>Total Liability:</b>	<b>0.00</b>	<b>0.00</b>	<b>0.00</b>
<b>Equity</b>			
<b>ReportOnly1: 30 - Net Assets</b>			
300 - Net Assets	0.00	0.00	0.00
<b>Total ReportOnly1 30 - Net Assets:</b>	<b>0.00</b>	<b>0.00</b>	<b>0.00</b>
<b>Total Beginning Equity:</b>	<b>0.00</b>	<b>0.00</b>	<b>0.00</b>
Total Revenue	3,325,298.94	0.00	-3,325,298.94
Total Expense	3,225,672.61	300,640.52	2,925,032.09
<b>Revenues Over/(Under) Expenses</b>	<b>99,626.33</b>	<b>-300,640.52</b>	<b>-400,266.85</b>
<b>Total Equity and Current Surplus (Deficit):</b>	<b>99,626.33</b>	<b>-300,640.52</b>	<b>-400,266.85</b>
<b>Total Liabilities, Equity and Current Surplus (Deficit):</b>	<b>99,626.33</b>	<b>-300,640.52</b>	<b>-400,266.85</b>

Balance Sheet

As Of 11/30/2021

	Prior Year Balance	Current Year Balance	Variance Favorable / (Unfavorable)
<b>Fund: 900 - Restricted Reserve Fund</b>			
<b>Assets</b>			
<b>ReportOnly1: 10 - Current Assets</b>			
100 - Cash & Cash Equivalents	0.00	0.00	0.00
110 - Accounts Receivable	0.00	0.00	0.00
120 - Fund Transfers	-11,481.19	-20,881.07	-9,399.88
146 - Restricted Cash	0.00	0.00	0.00
147 - Restricted Investments	1,700,043.31	1,697,203.88	-2,839.43
<b>Total ReportOnly1 10 - Current Assets:</b>	<b>1,688,562.12</b>	<b>1,676,322.81</b>	<b>-12,239.31</b>
<b>Total Assets:</b>	<b>1,688,562.12</b>	<b>1,676,322.81</b>	<b>-12,239.31</b>
<b>Liability</b>			
<b>ReportOnly1: 20 - Short-term Liabilities</b>			
200 - Accounts Payable	0.00	0.00	0.00
<b>Total ReportOnly1 20 - Short-term Liabilities:</b>	<b>0.00</b>	<b>0.00</b>	<b>0.00</b>
<b>Total Liability:</b>	<b>0.00</b>	<b>0.00</b>	<b>0.00</b>
<b>Equity</b>			
<b>ReportOnly1: 30 - Net Assets</b>			
300 - Net Assets	1,706,841.02	1,688,562.12	0.00
<b>Total ReportOnly1 30 - Net Assets:</b>	<b>1,706,841.02</b>	<b>1,688,562.12</b>	<b>0.00</b>
<b>Total Beginning Equity:</b>	<b>1,706,841.02</b>	<b>1,688,562.12</b>	<b>0.00</b>
Total Revenue	0.00	0.00	0.00
Total Expense	82,280.33	12,239.31	70,041.02
<b>Revenues Over/(Under) Expenses</b>	<b>-82,280.33</b>	<b>-12,239.31</b>	<b>70,041.02</b>
<b>Total Equity and Current Surplus (Deficit):</b>	<b>1,624,560.69</b>	<b>1,676,322.81</b>	<b>51,762.12</b>
<b>Total Liabilities, Equity and Current Surplus (Deficit):</b>	<b>1,624,560.69</b>	<b>1,676,322.81</b>	<b>51,762.12</b>



# Income Statement Group Summary

For Fiscal: FY 2021 - 2022 Period Ending: 11/30/2021

FedRpt2	Original Total Budget	Current Total Budget	MTD Activity	YTD Activity	Budget Remaining
<b>Fund: 100 - General Operating Fund</b>					
<b>Revenue</b>					
400 - Water Sales	4,845,000.00	4,845,000.00	404,149.39	2,283,004.96	2,561,995.04
401 - Wastewater Sales	800,000.00	800,000.00	77,308.94	345,593.91	454,406.09
405 - Pntly/Disconnects	277,000.00	277,000.00	17,667.96	114,285.84	162,714.16
410 - Installations	1,260,000.00	1,260,000.00	47,880.72	444,830.96	815,169.04
430 - Miscellaneous	79,075.00	79,075.00	29,162.55	62,644.72	16,430.28
700 - Investment / Interest	25,000.00	25,000.00	404.71	3,024.28	21,975.72
<b>Revenue Total:</b>	<b>7,286,075.00</b>	<b>7,286,075.00</b>	<b>576,574.27</b>	<b>3,253,384.67</b>	<b>4,032,690.33</b>
<b>Expense</b>					
500 - Salaries/Benefits	1,835,300.00	1,835,300.00	121,923.19	688,557.84	1,146,742.16
510 - Tax / Insurance	430,000.00	430,000.00	46,080.66	179,086.00	250,914.00
515 - Utilities/Fuel/Oil	417,500.00	417,500.00	24,637.18	165,606.19	251,893.81
520 - Supplies/Expense	1,530,800.00	1,530,800.00	49,427.06	359,128.18	1,171,671.82
525 - Debt Services	856,000.00	856,000.00	27,044.48	312,985.88	543,014.12
530 - Interest	460,000.00	460,000.00	18,416.23	168,265.51	291,734.49
540 - Dues, Fees, permits, and licenses	75,000.00	75,000.00	0.00	0.00	75,000.00
570 - Office and administrative expense	138,500.00	138,500.00	10,171.05	50,486.25	88,013.75
580 - Professional fees	326,000.00	326,000.00	12,863.83	77,978.06	248,021.94
620 - Other operating expenses	155,000.00	155,000.00	10,782.39	51,868.48	103,131.52
640 - Capital expenditures	300,000.00	300,000.00	0.00	0.00	300,000.00
<b>Expense Total:</b>	<b>6,524,100.00</b>	<b>6,524,100.00</b>	<b>321,346.07</b>	<b>2,053,962.39</b>	<b>4,470,137.61</b>
<b>Fund: 100 - General Operating Fund Surplus (Deficit):</b>	<b>761,975.00</b>	<b>761,975.00</b>	<b>255,228.20</b>	<b>1,199,422.28</b>	<b>-437,447.28</b>
<b>Fund: 200 - Grant/Loan Fund</b>					
<b>Revenue</b>					
650 - Grant/Loan Revenue	12,211,000.00	12,211,000.00	0.00	0.00	12,211,000.00
<b>Revenue Total:</b>	<b>12,211,000.00</b>	<b>12,211,000.00</b>	<b>0.00</b>	<b>0.00</b>	<b>12,211,000.00</b>
<b>Expense</b>					
660 - Grant/Loan Expense	11,200,000.00	11,200,000.00	29,355.46	300,640.52	10,899,359.48
<b>Expense Total:</b>	<b>11,200,000.00</b>	<b>11,200,000.00</b>	<b>29,355.46</b>	<b>300,640.52</b>	<b>10,899,359.48</b>
<b>Fund: 200 - Grant/Loan Fund Surplus (Deficit):</b>	<b>1,011,000.00</b>	<b>1,011,000.00</b>	<b>-29,355.46</b>	<b>-300,640.52</b>	<b>1,311,640.52</b>
<b>Fund: 900 - Restricted Reserve Fund</b>					
<b>Revenue</b>					
415 - Miscellaneous	4,500.00	4,500.00	0.00	0.00	4,500.00
<b>Revenue Total:</b>	<b>4,500.00</b>	<b>4,500.00</b>	<b>0.00</b>	<b>0.00</b>	<b>4,500.00</b>
<b>Expense</b>					
520 - Supplies/Expense	410,000.00	410,000.00	0.00	12,239.31	397,760.69
660 - Grant/Loan Expense	1,295,000.00	1,295,000.00	0.00	0.00	1,295,000.00
<b>Expense Total:</b>	<b>1,705,000.00</b>	<b>1,705,000.00</b>	<b>0.00</b>	<b>12,239.31</b>	<b>1,692,760.69</b>
<b>Fund: 900 - Restricted Reserve Fund Surplus (Deficit):</b>	<b>-1,700,500.00</b>	<b>-1,700,500.00</b>	<b>0.00</b>	<b>-12,239.31</b>	<b>-1,688,260.69</b>
<b>Total Surplus (Deficit):</b>	<b>72,475.00</b>	<b>72,475.00</b>	<b>225,872.74</b>	<b>886,542.45</b>	

**Fund Summary**

<b>Fund</b>	<b>Original Total Budget</b>	<b>Current Total Budget</b>	<b>MTD Activity</b>	<b>YTD Activity</b>	<b>Budget Remaining</b>
100 - General Operating Fund	761,975.00	761,975.00	255,228.20	1,199,422.28	-437,447.28
200 - Grant/Loan Fund	1,011,000.00	1,011,000.00	-29,355.46	-300,640.52	1,311,640.52
900 - Restricted Reserve Fund	-1,700,500.00	-1,700,500.00	0.00	-12,239.31	-1,688,260.69
<b>Total Surplus (Deficit):</b>	<b>72,475.00</b>	<b>72,475.00</b>	<b>225,872.74</b>	<b>886,542.45</b>	





# DAMDWCA Customer Service Department

## Report

2021 October

### I. Billing:

1. On **Wednesday, December 1, 2021**, billing was submitted and approved. Statements were mailed out on Friday, December 3, 2021

### II. Penalties:

1. Penalties for **Monday, November 29, 2021**, totaled: \$4,427.28
2. Penalties will be processed on **Monday, December 28, 2021**

### III. Disconnects:

1. On Thursday, November 23, 2021, we disconnected accounts for non-payment. There were **152** accounts up for disconnection. A total of **130** were disconnected.

Dona Ana: 86

Ft. Selden: **16**

Picacho Hills: **18**

Fairview: **0**

West Mesa: **0**

Previously Locked: **3**

Paid prior to disconnection: **3 Paid prior too.**

Removed due to issues: **4 issues**

Total Reconnections for **November 2021 93**

Disconnects are scheduled for Tuesday, **December 21, 2021**

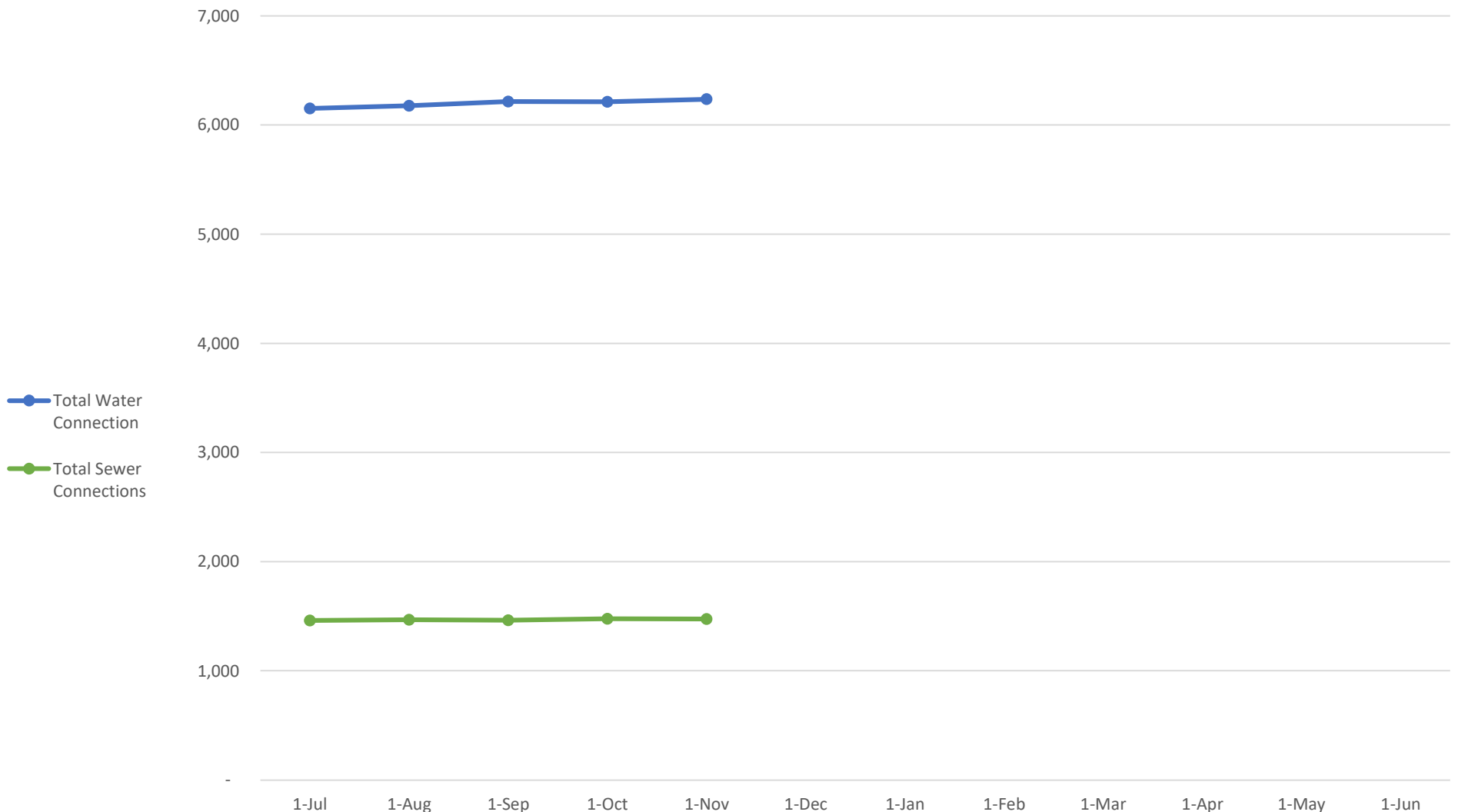
### IV. Membership Certificates: Membership certificates are getting prepared for signatures.

- V. Document Scanning: Scanning is completed daily. Towards the end of the month, we catch up on items we were not able to scan earlier in the month.

## Number of Customers Fiscal Year 2021 - 2022

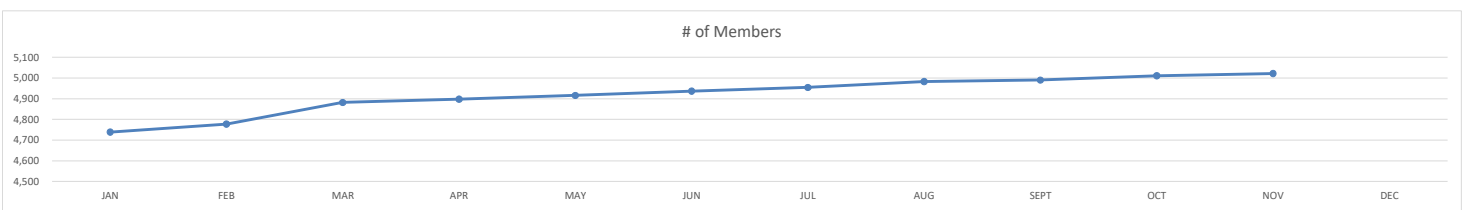
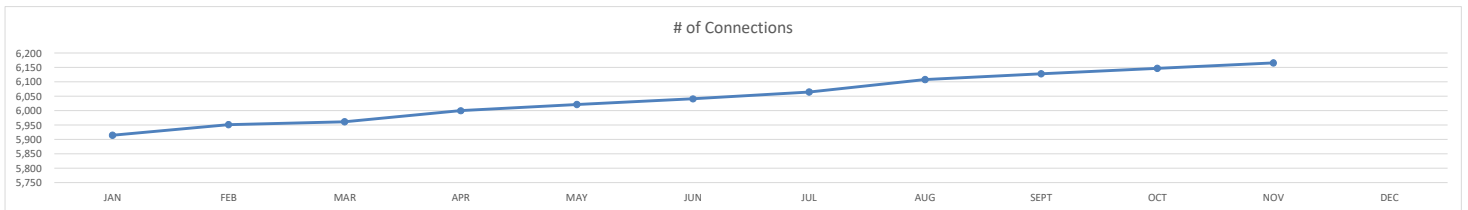
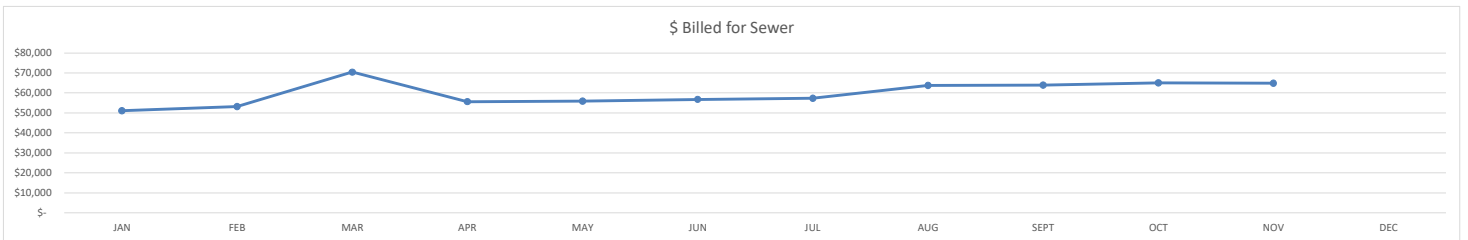
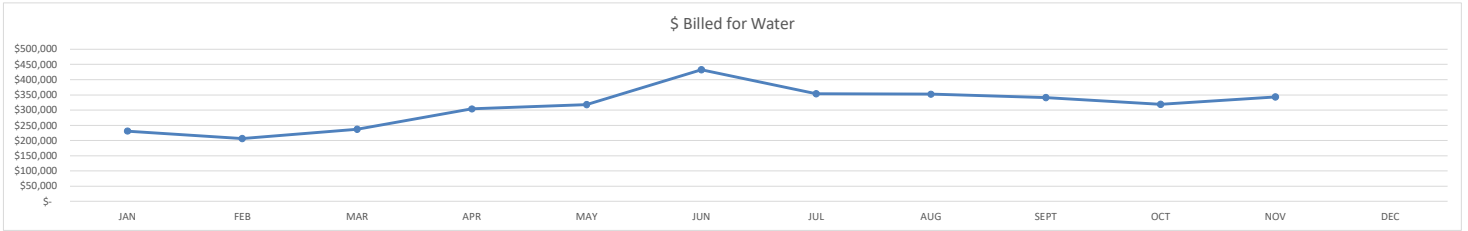
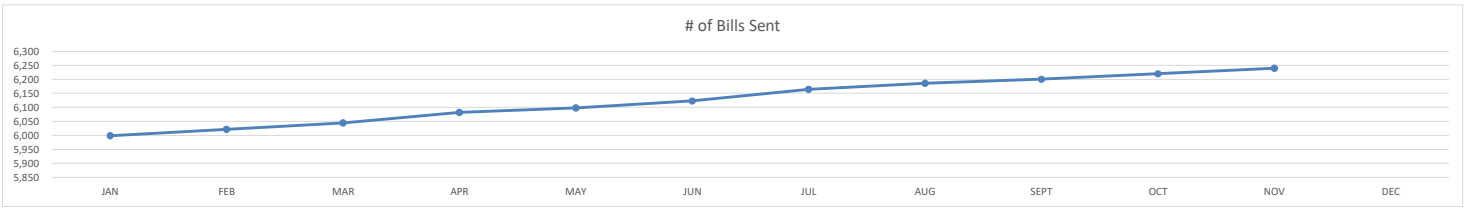
	31-Jul	31-Aug	30-Sep	31-Oct	30-Nov	31-Dec	31-Jan	28-Feb	31-Mar	30-Apr	31-May	30-Jun
<b>Residential Water</b>	6,036	6,059	6,096	6,094	6,113							
<b>Commerical Water</b>	108	110	112	113	118							
<b>Hydrant Meters</b>	8	8	8	5	6							
<b>Residential Sewer</b>	1,433	1,438	1,434	1,448	1,446							
<b>Commerical Sewer</b>	29	29	29	29	29							
<b>Total Water Connection</b>	6,152	6,177	6,216	6,212	6,237							
<b>Total Sewer Connections</b>	1,462	1,467	1,463	1,477	1,475							

### Number of Customers Fiscal Year 2021 - 2022



## 2021 Billing Summary

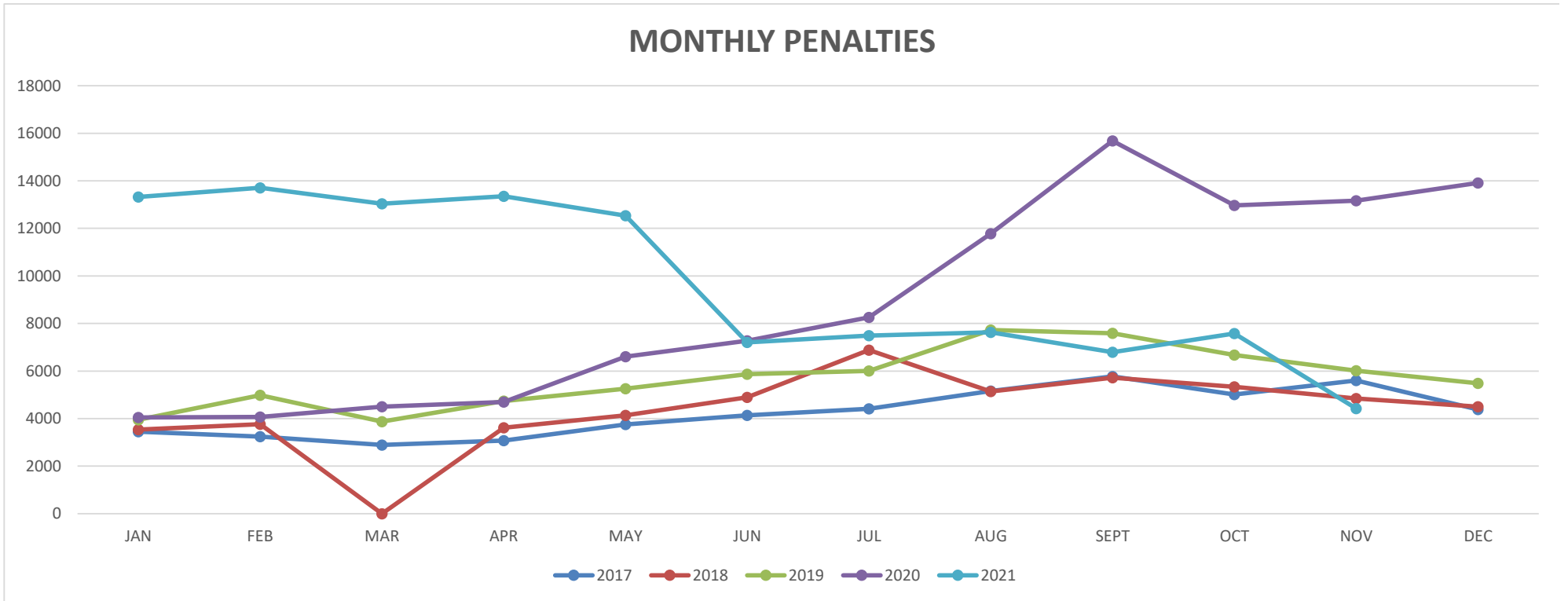
	JAN	FEB	MAR	APR	MAY	JUN	JUL	AUG	SEPT	OCT	NOV	DEC
# of Bills Sent	5,999	6,022	6,045	6,082	6,098	6,123	6,165	6,186	6,201	6,220	6,240	
\$ Billed for Water	\$ 231,421	\$ 206,612	\$ 237,052	\$ 303,944	\$ 318,352	\$ 432,681	\$ 353,850	\$ 352,357	\$ 341,353	\$ 318,557	\$ 343,136	
\$ Billed for Sewer	\$ 51,094	\$ 53,197	\$ 70,433	\$ 55,672	\$ 55,894	\$ 56,800	\$ 57,334	\$ 63,819	\$ 63,970	\$ 65,085	\$ 64,818	
# of Connections	5,915	5,952	5,962	6,000	6,022	6,041	6,065	6,108	6,128	6,147	6,166	
# of Members	4,739	4,778	4,882	4,898	4,916	4,937	4,954	4,983	4,990	5,011	5,022	



# Customer Service Report

## Monthly Penalties

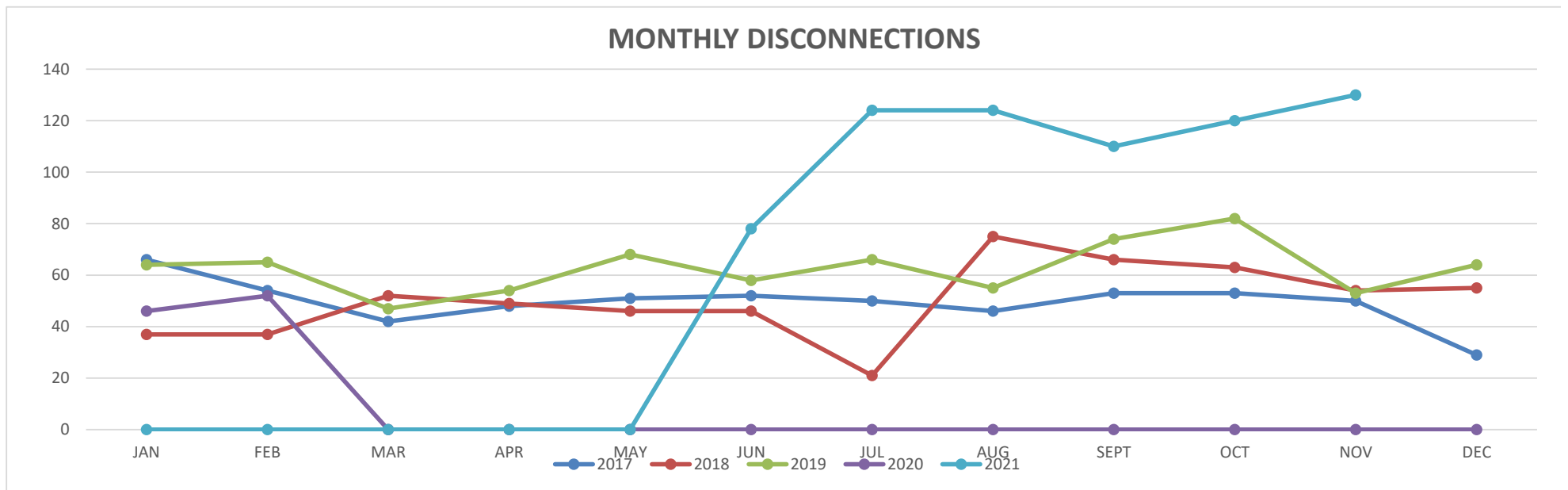
Year	JAN	FEB	MAR	APR	MAY	JUN	JUL	AUG	SEPT	OCT	NOV	DEC
2017	\$ 3,444	\$ 3,242	\$ 2,893	\$ 3,074	\$ 3,753	\$ 4,141	\$ 4,409	\$ 5,157	\$ 5,775	\$ 5,011	\$ 5,606	\$ 4,387
2018	\$ 3,540	\$ 3,759	\$ -	\$ 3,612	\$ 4,135	\$ 4,894	\$ 6,883	\$ 5,138	\$ 5,720	\$ 5,341	\$ 4,846	\$ 4,498
2019	\$ 3,951	\$ 4,981	\$ 3,873	\$ 4,741	\$ 5,256	\$ 5,868	\$ 6,005	\$ 7,724	\$ 7,589	\$ 6,677	\$ 6,014	\$ 5,480
2020	\$ 4,048	\$ 4,071	\$ 4,503	\$ 4,694	\$ 6,606	\$ 7,277	\$ 8,255	\$ 11,775	\$ 15,680	\$ 12,971	\$ 13,161	\$ 13,908
2021	\$ 13,326	\$ 13,709	\$ 13,041	\$ 13,353	\$ 12,532	\$ 7,209	\$ 7,493	\$ 7,629	\$ 6,788	\$ 7,576	\$ 4,427	



# Customer Service Report

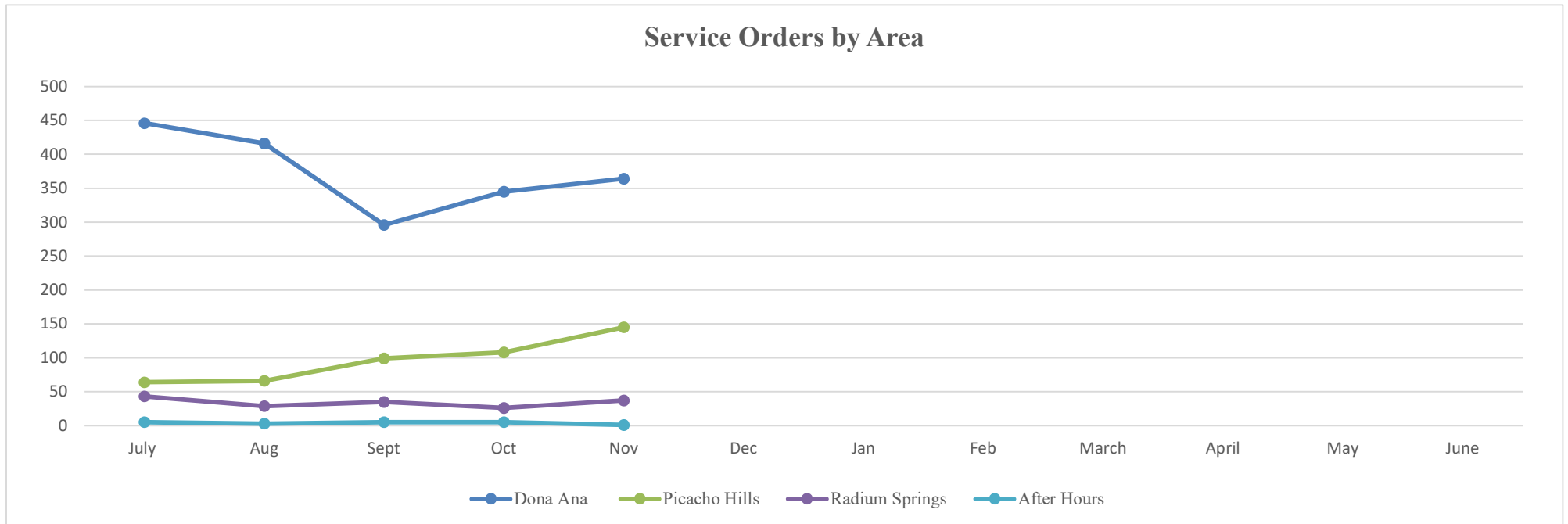
## Monthly Disconnections

Year	JAN	FEB	MAR	APR	MAY	JUN	JUL	AUG	SEPT	OCT	NOV	DEC
2017	66	54	42	48	51	52	50	46	53	53	50	29
2018	37	37	52	49	46	46	21	75	66	63	54	55
2019	64	65	47	54	68	58	66	55	74	82	53	64
2020	46	52	0	0	0	0	0	0	0	0	0	0
2021	0	0	0	0	0	78	124	124	110	120	130	



## Service Orders by Area

	July	Aug	Sept	Oct	Nov	Dec	Jan	Feb	March	April	May	June
Dona Ana	446	416	296	345	364							
Picacho Hills	64	66	99	108	145							
Radium Springs	43	29	35	26	37							
After Hours	5	3	5	5	1							

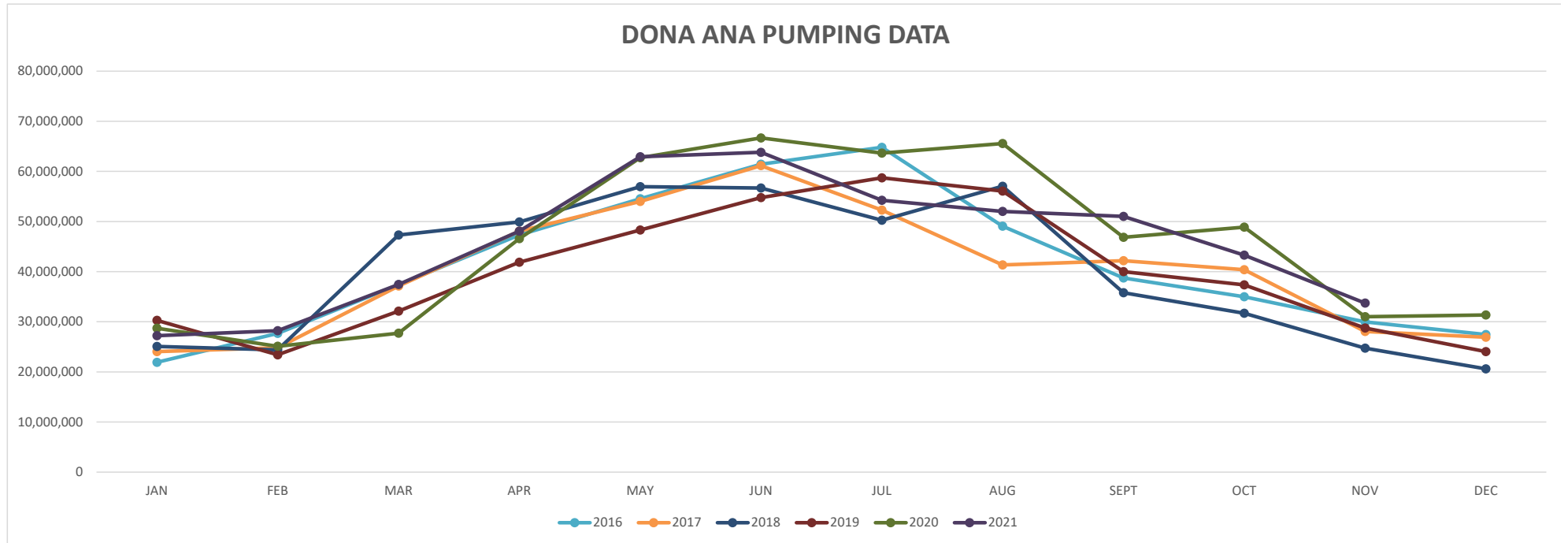




# DOÑA ANA WATER SYSTEMS PUMPING DATA

## Doña Ana MDWCA Pumping Data 2016-2021 LRG-1905, 1905 S, 1905-S-1, 1905-S-2, 1905-S-3, 1905-S-4

Year	JAN	FEB	MAR	APR	MAY	JUN	JUL	AUG	SEPT	OCT	NOV	DEC	Yrly. Gal. Total	Acre Feet
2016	21,917,333	27,667,934	37,409,118	47,305,711	54,528,331	61,418,100	64,814,800	49,086,700	38,724,900	34,980,100	29,969,000	27,447,400	495,269,427	1,519.926
2017	24,054,300	24,830,300	37,140,400	48,078,400	54,012,800	61,143,900	52,281,400	41,345,300	42,180,100	40,386,000	28,069,500	26,910,400	480,432,800	1,474.394
2018	25,094,900	24,402,000	47,324,100	49,927,700	56,965,200	56,685,900	50,245,500	57,047,500	35,777,500	31,686,700	24,746,700	20,608,400	480,512,100	1,474.637
2019	30,286,500	23,415,500	32,127,600	41,872,700	48,313,100	54,790,800	58,726,800	56,062,200	40,014,100	37,380,900	28,757,600	24,050,600	475,798,400	1,460.172
2020	28,701,000	25,105,500	27,706,100	46,601,200	62,714,300	66,683,800	63,647,500	65,553,100	46,858,000	48,881,200	31,014,900	31,340,900	544,807,500	1,671.953
2021	27,225,200	28,203,300	37,439,100	48,068,000	62,925,600	63,817,900	54,236,800	52,019,300	51,034,600	43,279,200	33,733,400			

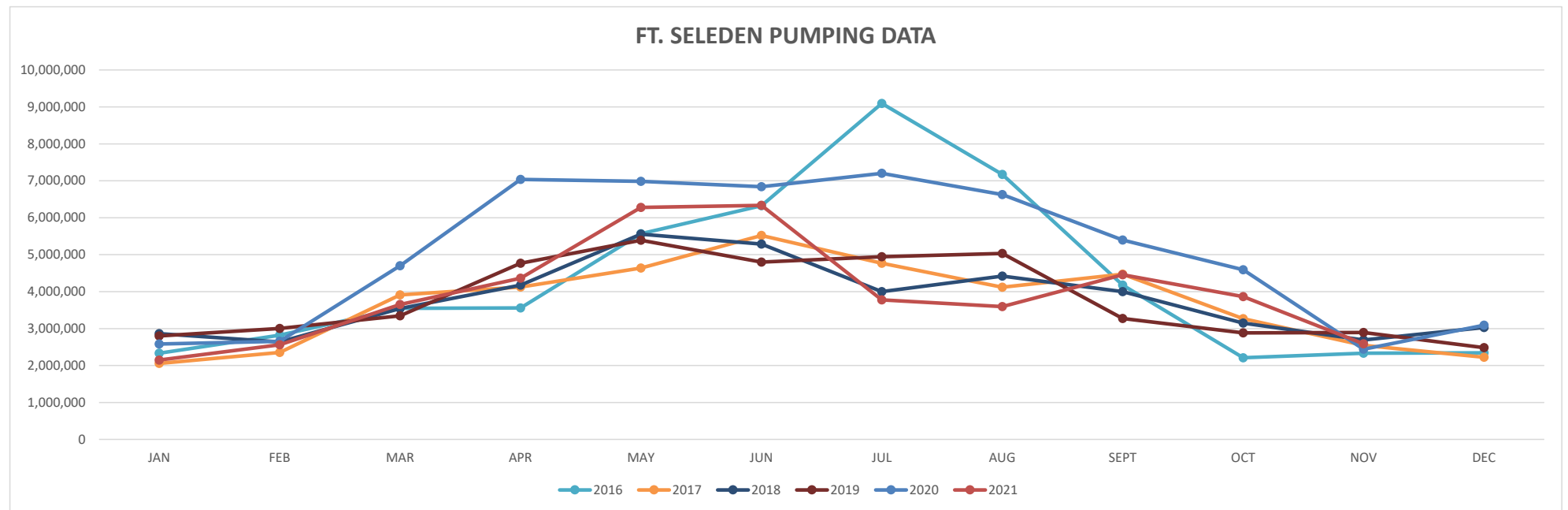




# DOÑA ANA WATER SYSTEMS PUMPING DATA

## Doña Ana MDWCA at Ft. Selden Pumping Data 2016-2021 LRG 80-S-2, 80-S-4, 80-POD6

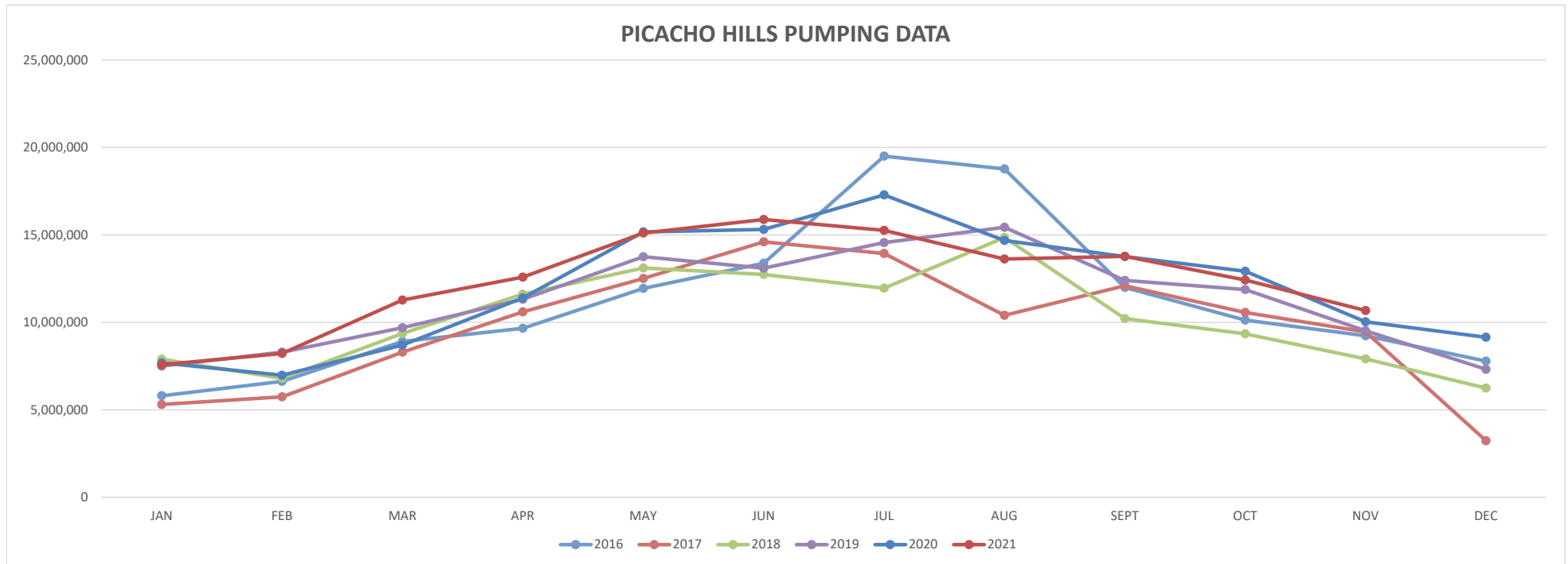
Year	JAN	FEB	MAR	APR	MAY	JUN	JUL	AUG	SEPT	OCT	NOV	DEC	Yrly. Gal. Total	Acre Feet
2016	2,331,220	2,822,148	3,549,071	3,555,730	5,567,131	6,325,250	9,094,146	7,172,737	4,176,932	2,210,441	2,333,818	2,341,439	51,480,063	157.987
2017	2,056,424	2,352,080	3,912,897	4,122,445	4,639,280	5,518,964	4,766,436	4,117,384	4,469,598	3,266,691	2,547,107	2,221,323	43,990,629	135.002
2018	2,865,083	2,637,475	3,543,190	4,173,535	5,554,918	5,287,491	3,998,802	4,420,288	3,997,085	3,149,882	2,692,123	3,026,692	45,346,564	139.163
2019	2,800,926	3,003,441	3,346,677	4,766,159	5,390,883	4,799,506	4,943,586	5,031,365	3,274,354	2,885,530	2,891,316	2,482,700	45,616,443	139.992
2020	2,583,972	2,652,341	4,698,585	7,036,550	6,986,605	6,842,232	7,201,583	6,625,946	5,397,239	4,590,332	2,440,069	3,090,245	60,145,699	184.580
2021	2,148,244	2,560,411	3,653,992	4,362,648	6,276,761	6,334,341	3,773,773	3,592,587	4,454,389	3,865,044	2,588,615			



# DOÑA ANA WATER SYSTEMS PUMPING DATA

## Doña Ana MDWCA at Picacho Hills Pumping Data 2016-2021 LRG-4250, 4250-S, 4250-S-2

Year	JAN	FEB	MAR	APR	MAY	JUN	JUL	AUG	SEPT	OCT	NOV	DEC	Yrly. Gal. Total	Acre Feet
2016	5,803,070	6,625,130	8,903,256	9,656,308	11,938,800	13,382,000	19,500,100	18,774,500	11,995,200	10,128,400	9,237,600	7,779,700	133,724,064	410.384
2017	5,305,200	5,746,900	8,297,200	10,604,000	12,503,600	14,601,900	13,933,700	10,398,200	12,096,300	10,567,300	9,449,300	3,235,600	116,739,200	358.259
2018	7,894,000	6,796,600	9,361,300	11,608,600	13,111,700	12,731,900	11,951,200	14,852,200	10,213,600	9,342,400	7,913,000	6,242,100	122,018,600	374.461
2019	7,499,200	8,299,800	9,693,200	11,314,300	13,749,200	13,092,700	14,558,000	15,434,000	12,396,100	11,870,300	9,522,200	7,319,200	134,748,200	413.527
2020	7,689,200	6,979,200	8,695,700	11,399,900	15,169,300	15,307,500	17,283,000	14,683,400	13,760,300	12,921,200	10,027,600	9,144,800	143,061,100	439.038
2021	7,580,000	8,216,800	11,270,800	12,588,400	15,105,500	15,881,000	15,262,500	13,621,900	13,768,400	12,425,600	10,676,400			



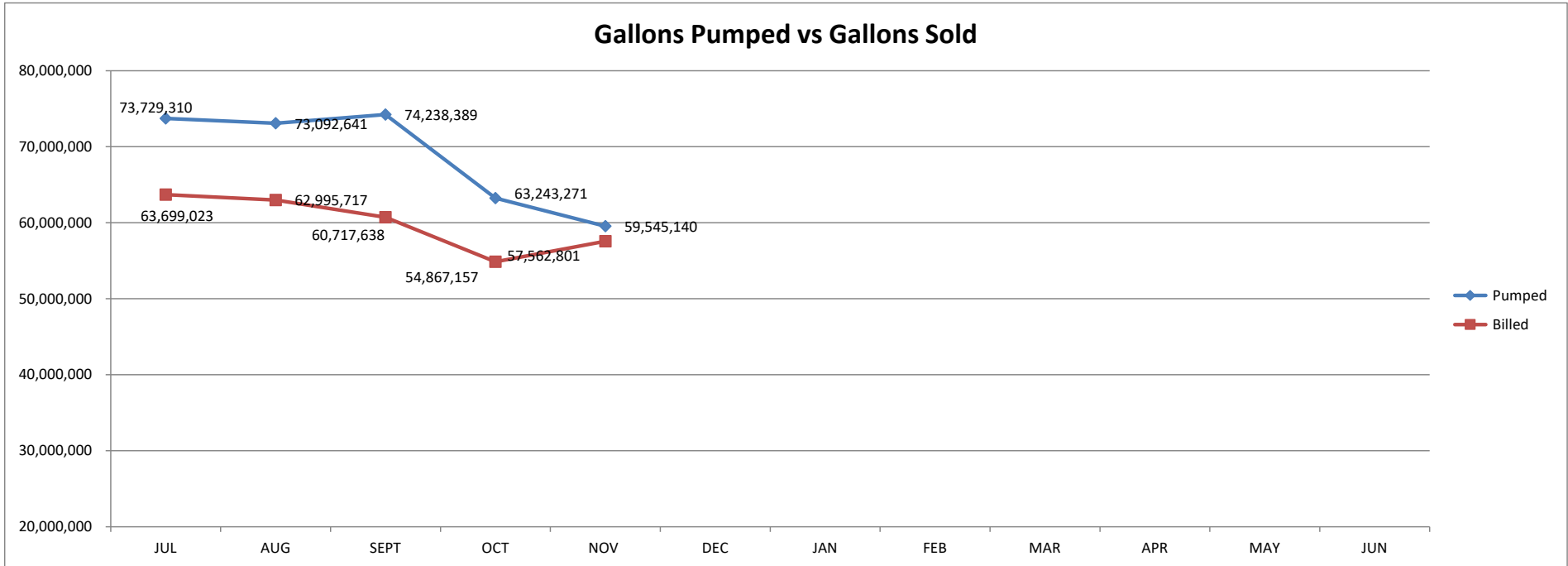
	JUL	AUG	SEPT	OCT	NOV	DEC	JAN	FEB	MAR	APR	MAY	JUN	Yrly. Gal. Total
Pumped	73,729,310	73,092,641	74,238,389	63,243,271	59,545,140								343,848,751
Billed	63,699,023	62,995,717	60,717,638	54,867,157	57,562,801								299,842,336
Flushing/Breaks													-
Unbilled	413,600	566,000	117,520										1,097,120
Water Loss	9,616,687	9,530,924	13,403,231	8,376,114	1,982,339	-	-	-	-	-	-	-	42,909,295
% of Loss	13%	13%	18%	13%	3%	#DIV/0!	#DIV/0!	#DIV/0!	#DIV/0!	#DIV/0!	#DIV/0!	#DIV/0!	12%

**Picacho Hills/West Mesa**

Pumped	14,364,300	14,123,100	14,959,300	12,909,300	12,858,800								69,214,800
Billed	12,498,552	12,347,304	11,126,789	10,998,356	10,330,276								57,301,277
Flushing/Breaks	240,000	422,000											662,000
Water Loss	1,625,748	1,353,796	3,832,511	1,910,944	2,528,524	-	-	-	-	-	-	-	11,251,523
% of Loss	11%	10%	26%	15%	20%	#DIV/0!	#DIV/0!	#DIV/0!	#DIV/0!	#DIV/0!	#DIV/0!	#DIV/0!	16%

**Dona Ana/Radium/Fairview**

Pumped	59,365,010	58,969,541	59,279,089	50,333,971	46,686,340	-	-	-	-	-	-	-	274,633,951
Billed	51,200,471	50,648,413	49,590,849	43,868,801	47,232,525	-	-	-	-	-	-	-	242,541,059
Flushing/Breaks	173,600	144,000	117,520										435,120
Water Loss	7,990,939	8,177,128	9,570,720	6,465,170	(546,185)	-	-	-	-	-	-	-	31,657,772
% of Loss	13%	14%	16%	13%	-1%	#DIV/0!	#DIV/0!	#DIV/0!	#DIV/0!	#DIV/0!	#DIV/0!	#DIV/0!	12%



**Dona Ana MDWCA**  
**Well Listing as of 11/30/2021**

Well Name	Dona Ana System				Picacho Hills System			Radium Springs System			
	2A	5	6	7	8	12	16A	15	9	10	11
	LRG-1905S	LRG-1905 S4	LRG-1905 S5	LRG-1905 POD 11	LRG-1905 POD10	LRG-4250S	LRG-4250 S2	LRG-4250 POD7	LRG-80 POD 8	LRG-80 POD 9	LRG-80 POD7
	Active	Active	Active	Inactive	Active	Active	Active	Inactive	Active	Active	Inactive
Location	Ledesma	Taylor	Dona Ana Road	El Camino Real	Elks	Barcelona	Barcelona	Fairway Village	12695 Leasburg State Park Road		
Diameter	12"	10"	12"		12"	16"	12"	12"	3"	3"	8"
Boreline Pipe	No	Yes	No	Well was plugged and abandon. New	No	No	Yes	No	No	No	No
Depth	400'	432'	566'	Well information soon	430'	546'	500'	580'	260'	225'	"
Screen Location	280-320	332-432	384, 414-435, 455	Well information soon	318-430	408-546	**Unknown	380-480	90-260	85-225	40-140 & 200-240
Screen Length	120'	100'	142'		112'	138'	**Unknown	100'	170'	140'	100' & 40'
Depth to Pump	320'	230'	200'		380'	246'	350'	**Unknown	205'	205'	210'
Pump Type	Submersible	Submersible	Turbine		Turbine	Submersible	Submersible	Submersible	Submersible	Submersible	Submersible
Pump HP	40 HP	60 HP	100 HP		100 HP	100 HP	100 HP	200 HP	30 HP	25 HP	100 HP
Pump Brand	Franklin Electric	Valflo	Simflo		SE10C - 8 Stage Simflo	Franklin Electric	Simmons SSE7C- 6	Franklin	Grundfos	Grundfos	Hitachi
Pump Date	2/4/2020	4/27/2020	**Unknown		8/10/2016	2019	9/27/2017	**Unknown	1/28/2020	2/26/2020	4/18/2016
Motor HP	40 HP	60 HP	100 HP		100 HP	100 HP	100 HP	200 HP	30 HP	25 HP	100 HP
Motor Brand	Franklin Electric	Franklin Electric	U.S. Electric Motor		U.S. Electric Motor	Franklin Electric	Franklin	Franklin	Franklin	Franklin	Hitachi
Motor Date	2/4/2020	4/27/2020	**Unknown		8/10/2016	2019	9/1/2018	**Unknown	1/28/2020	2/26/2020	4/18/2016
Current GPM	360	250	994		300	450	423	900	255	223	338
GPM Date	2/10/2021	*	2/10/2021		*	2/10/2021	2/10/2021	**Unknown	1/25/2021	2/10/2021	9/10/2021
Current Static	**Unknown	**Unknown	**Unknown		**Unknown	**Unknown	**Unknown	**Unknown	**Unknown	**Unknown	**Unknown
Static Date	**Unknown	**Unknown	**Unknown		**Unknown	**Unknown	**Unknown	**Unknown	**Unknown	**Unknown	**Unknown
Initial GPM	380	400	1000	900	500	460	450	1000	250	250	450
Initial Static	56.6'	37'	10'		150'	117'	136'	63'	23'	25'	17'

**NEW MEMBERS & METERS**

**October 2021**

<b>Name</b>	<b>Address</b>	<b>District</b>	<b>Membership Fee</b>	<b>Water Fee</b>	<b>Wastewater Fee</b>	<b>Total Cost</b>
<b>DISTRICT 1</b>						
Wayne and Colleen Peterson	231 Plymouth Rock Rd	1	\$ 75.00			\$75.00
Rayeann Medina	211 Meador	1	\$ 75.00			\$75.00
Willie Flores	1451 Del Rio Dr	1	\$ 75.00			\$75.00
<b>DISTRICT 2</b>						
Peter T Martin	1455 Tierra Del Sol	2	\$ 75.00			\$75.00
Triple J Excavation Inc	1119 Bleimeyer	2	\$ 75.00			\$75.00
Steven Burlbaw	1517 Taylor	2	\$ 75.00			\$75.00
<b>DISTRICT 3</b>						
Laverne Kershaw	1666 Magdalena	3	\$ 75.00			\$75.00
James Heskett	137 Roe Deer Ct	3	\$ 75.00			\$75.00
Barbara Matlak	4252 Desert Lily	3	\$ 75.00			\$75.00
Amanda Maes	4478 Paseo Del Oro	3	\$ 75.00			\$75.00
Taylor Tuttle	1652 Magdalena	3	\$ 75.00			\$75.00
Jessica Nieto	2853 Borroughs	3	\$ 75.00			\$75.00
Lauren Stanbury	2645 Apache Dr	3	\$ 75.00			\$75.00
John Jaques	4371 Desert Bloom	3	\$ 75.00			\$75.00
Gerardo Martinez	4242 Desert Lily	3	\$ 75.00			\$75.00
<b>DISTRICT 4</b>						
Mary Helen Short	1034 Banegas Rd	4	\$ 75.00			\$75.00
Robert Jones	635 Lopez Rd	4	\$ 75.00			\$75.00
William Apple	4724 Lost Wrangler Way	4	\$ 75.00			\$75.00
<b>DISTRICT 5</b>						
Manuel Nevarez	7080 Canyon Hills Ct	5	\$ 75.00			\$75.00
George Harrison	10099 Catalonia	5	\$ 75.00			\$75.00
John Crawford	6626 Vista Del Reino	5	\$ 75.00			\$75.00
Glen Brown	6635 Butterfield Ridge	5	\$ 75.00			\$75.00
Spence, LLC	1208 Titania	5	\$ 75.00			\$75.00
Michael Karasick	1675 Stonegate Ln	5	\$ 75.00			\$75.00
Daniel Adams	8036 Willow Bloom	5	\$ 75.00			\$75.00
Kevin Berumen	6940 Barcelona	5	\$ 75.00			\$75.00
James Willoghby	1316 Estancia Real	5	\$ 75.00			\$75.00
Ruth Ann Amey	8049 Willow Bloom	5	\$ 75.00			\$75.00
Marion Ganfield	7025 Canyon View	5	\$ 75.00			\$75.00
<b>TOTALS</b>			<b>\$2,175.00</b>	<b>\$0.00</b>	<b>\$0.00</b>	<b>\$2,175.00</b>

<b>TOTAL NAMES ON LIST</b>	<b>NEW MEMBERS</b>	<b>EXISTING MEMBERS</b>		<b>NEW METERS</b>
<b>29</b>	<b>29</b>	<b>0</b>		12
		<b>MEMBERS</b>	<b>EM</b>	<b>TOTALS</b>
<b>DISTRICT 1 TOTALS</b>		3	0	3
<b>DISTRICT 2 TOTALS</b>		3	0	3
<b>DISTRICT 3 TOTALS</b>		9	0	9
<b>DISTRICT 4 TOTALS</b>		3	0	3
<b>DISTRICT 5 TOTALS</b>		11	0	11
<b>TOTALS</b>		29	0	29



**Doña Ana Mutual Domestic Water Consumers Association**  
**Mailing Address: P.O. Box 866 • Doña Ana, NM • 88032**  
**Physical Address: 5535 Ledesma Dr. • Las Cruces, NM 88007**  
**(575) 526-3491 Office • (575) 526-9306 Fax**

**Agenda**

The following are the items for consideration at the Regular Annual Meeting of the Doña Ana Mutual Domestic Water Consumers Association Membership on January 26, 2020, convening at 7:00 p.m. at Doña Ana Elementary School located at 5551 Camino Des Flores, Las Cruces NM 88007:

Scheduled Guests: Josh Smith, Watson and Smith, LLC

**Call to Meeting to Order**

Jim Melton, President

**Proof of Notice of Meeting & Proof of Quorum**

Jim Melton, President

**Approval of Agenda**

Jim Melton, President

**Introductions, Acknowledgements & Procedures**

Jim Melton, President

**Minutes:**

Dr. Kurt Anderson, Secretary/Treasurer

- Approval of the Minutes of January 30, 2019 Annual Membership Meeting

**New Business**

Jim Melton, President

- None

**Reports:**

- Presidents Report
- Financial Report
- Operations Report
- Litigation Report

Jim Melton, President  
Dr. Kurt Anderson, Secretary/Treasurer  
Jennifer Horton, Executive Director  
Josh Smith, Watson and Smith, LLC

**Public Input:** All discussions under this item must be limited to items **NOT** listed on the agenda

*Public Input will be limited to 3 minutes per person*

**Adjournment**

***A copy of this agenda may be requested by phone by calling (575) 526-3491 or in person at 5535 Ledesma Drive, Las Cruces, NM 88007. If you are an individual with a disability who needs a reader, amplifier, qualified sign language interpreter, if summary or other type of accessible format is needed, or any other form of auxiliary aid or service to attend or participate in the hearing or meeting, please contact Margo Lopez at (575) 526-3491 on the Tuesday prior to the meeting or as soon as possible.***